

“Barcode” web service

Manual



Table of contents

1	Introduction	5
1.1	Change history	5
1.2	Who is this manual written for?	5
1.3	How is this manual structured?	6
1.3.1	Section 1 "Introduction"	6
1.3.2	Section 2 "Service specifications"	6
1.3.3	Section 3 "Registration, homologation and support"	6
1.3.4	Section 4 "Technical specifications"	6
1.3.5	Section 5 "Appendix: 'Barcode' web service interface"	6
1.3.6	Section 6 "Further publications and useful links"	6
1.3.7	Section 7 "Customer sheet for homologation of Parcel, Express and Courier, VinoLog and Direct consignments"	6
1.4	Validity	6
1.5	Cost	6
1.6	Conditions of use	6
1.7	Subscriber Conditions	6
1.8	Acronyms and definitions	7
2	Service specifications	11
2.1	Short description of operations	14
2.1.1	Operation "Validate combination"	14
2.1.2	Operation "Generate address label"	14
2.1.3	Operation "Generate single barcodes"	15
2.1.4	Operation "Generate barcodes"	15
2.1.5	Operation "Read basic services of a franking licence"	15
2.1.6	Operation "Read service groups"	15
2.1.7	Operation "Read basic services"	15
2.1.8	Operation "Read additional services"	15
2.1.9	Operation "Read delivery instructions"	15
2.1.10	Operation "Read presentation types"	15
2.2	SMS and/or e-mail notification service for parcels, Express/Courier and Solutions	15
2.2.1	Overview of notification services	17
3	Registration, homologation and support	18
3.1	Registration for My Post Business	18
3.1.1	Registration and activation of "Barcode" web service	18
3.1.2	Open technical user	18
3.1.3	Homologation and activation	19
3.1.4	Integration of the consignment barcode in dispatch documents	20
3.1.5	Support	20
3.1.6	Termination	20

4	Technical specifications	21
4.1	Description of the service	21
4.2	Endpoint address for “Barcode” web service	21
4.3	Scheduled interruptions / availability	21
4.4	Interruptions to “Barcode” web service	21
4.5	Services offered	21
4.6	Label formats	21
4.6.1	Contents for individual label formats	22
4.6.2	Recipient’s address – maximum number of address lines (concerns the “GenerateLabel” request)	23
4.6.3	Names of label elements	25
4.7	Printer resolution (dpi)	26
4.8	Image formats/printer languages	26
4.9	Label generation time and file sizes	26
4.10	Sender’s logo	26
4.11	Printer models approved for “Barcode” web service	26
5	Appendix: “Barcode” web service interface	27
5.1	Overview of service codes (DLC)	27
5.1.1	Overview of service codes (DLC) – Domestic Parcels, Swiss-Express/Swiss-Courier and Solutions	27
5.1.2	Overview of service codes (DLC) – Letters with barcode (BMB) domestic	28
5.1.3	Overview of service codes (DLC) – Letters with barcode (BMB) international	28
5.2	Validate Combination operation	29
5.2.1	Validate Combination request	29
5.2.2	Validate Combination response	30
5.3	Generate Label operation	30
5.3.1	Generate Label request	30
5.3.2	Generate Label response	36
5.4	Generate barcodes operation (only relevant for letter products)	37
5.4.1	Generate barcodes request	37
5.4.2	Generate barcodes response	38
5.5	Generate single barcodes operation (only relevant for domestic letter products)	39
5.5.1	Generate single barcodes request	39
5.5.2	Generate single barcodes response	41
5.6	Read Service Groups operation	43
5.6.1	Read Service Groups request	43
5.6.2	Read Service Groups response	43
5.7	Read Basic Services operation	44
5.7.1	Read Basic Services request	45
5.7.2	Read Basic Services response	45

5.8	Read Additional Services operation	46
5.8.1	Read Additional Services request	47
5.8.2	Read Additional Services response	47
5.9	Read Delivery Instructions operation for Domestic Parcels, Swiss-Express/Swiss-Courier and Solutions	48
5.9.1	Read Delivery Instructions request	48
5.9.2	Read Delivery Instructions response	49
5.10	Read Label Layouts operation	50
5.10.1	Read Label Layouts request	50
5.10.2	Read Label Layouts response	50
5.11	Read basic services of a franking licence operation	51
5.11.1	Read basic services of a franking licence request	51
5.11.2	Read basic services of a franking licence response	51
5.12	Error messages	52
5.13	Warnings	55
6	Further publications and useful links	56
6.1	Publications on the “Barcode” web service	56
6.2	Publications on the “Track & Trace” web service	56
6.3	Publications on My Post Business	56
6.4	Publications on DataTransfer for Letters with barcode BMB	56
7	Appendix 1: Customer sheet on homologation of Parcel, Express and Courier, VinoLog and Direct consignments	57

1 Introduction

1.1 Change history

WSBC HB Version	Brief description of the changes	Section	Method*
2.1	New operations Incorporated: "Read basics services of a franking licence" and "generate single barcodes"	2.1.3, 2.1.5	I
2.1	Diagram for "Generate address label" operation modified	5.3	U
2.1	New section on "Service specifications" inserted	2	I
2.11	Changes affect DLG Parcels, Express/ Courier and Solutions: New basic and additional services and combination codes (DIRECT, AZS, SA, PRIAZS, etc.) inserted	Misc	I
2.11	New notification services (Saturday and evening delivery) and summary table inserted	2.2	I
2.11	Renamed DLG "VinoLog" to "Solutions"	Misc	U
2.11	Two new delivery instructions for A6 format supported	4.6.1	I
2.11	ZAW3229 (deliver in the evening) removed	5.9	U
2.12	Business reply labels (GAS), DLG parcels and Swiss-Express/Swiss-Courier are now listed under basic services	5.1.1	U
2.12	The "Generate Label" request now includes new fields for the recipient's address: "Name3" and "AddressSuffix". Recipient's address block "LabelAddress" completely revised	4.6.2	I
2.12	ZAW3234 ("Do not deliver to mailbox or neighbour: do not leave anywhere") introduced	5.1.1	I

* I = Insert, U = Update

1.2 Who is this manual written for?

This manual is for business customers of Swiss Post who want to use the "Barcode" web service.

The "Barcode" web service can be used for the following basic services:

- Domestic parcel
- Swiss-Express (only Swiss-Express "Moon")
- Swiss-Courier (only Swiss-Courier "Lightning")
- VinoLog
- Direct (only in conjunction with AZS)
- Letters with barcode (BMB) domestic:
 - Registered (R)
 - A Mail Plus
 - Dispomail
 - Dispomail Easy
 - Court documents (GU)
 - Debt collection documents (BU)
 - A and B Mail letters with the Cash on delivery (N) or Electronic cash on delivery (BLN) additional service
- Letters with barcode (BMB) international:
 - Registered (R) international (RETR, PRI and RETR, ECO)

1.3 How is this manual structured?

1.3.1 Section 1 “Introduction”

The first section provides an introduction to the “Barcode” web service.

1.3.2 Section 2 “Service specifications”

This section describes the uses and possible applications of the operations as well as the notification services of the “Barcode” web service (WSBC).

1.3.3 Section 3 “Registration, homologation and support”

The registration procedure for the “Barcode” web service is described in the second section.

1.3.4 Section 4 “Technical specifications”

The third section describes the services in detail (interface specification), the operations and results.

1.3.5 Section 5 “Appendix: ‘Barcode’ web service interface”

Some resources for using the “Barcode” web service are described in the fourth section.

1.3.6 Section 6 “Further publications and useful links”

The sixth section lists further publications and links.

1.3.7 Section 7 “Customer sheet on homologation of Parcel, Express and Courier, VinoLog and Direct consignments”

This section provides the customer sheets for homologation of the address label, which is to be submitted together with the address label.

1.4 Validity

For each new version of the “Barcode” web service, a new version of this manual will be issued and made available to customers in electronic form.

1.5 Cost

Post CH Ltd’s “Barcode” web service is provided free of charge.



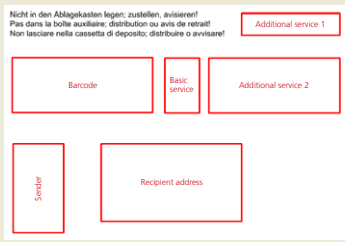
1.6 Conditions of use

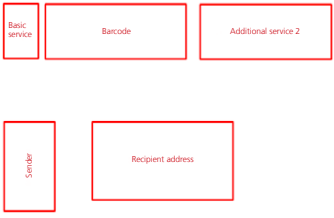
The “Barcode” web service is intended solely for generating labels and for obtaining service, additional service and delivery instruction lists.

1.7 Subscriber Conditions

The My Post Business Subscriber Conditions include the “Barcode” web service and form an integral part of this “Barcode” web service manual. You will receive these at the latest when you register for the “Barcode” web service. Section 6 provides a direct link to the Subscriber Conditions.

1.8 Acronyms and definitions

Term	Definition	Example	English term
Customer's address	Address identifying the sender. Need not be the same as the address of the actual sender. The sender's address can take the form of pure text and/or a logo on the label.		
Address component	The document can be packed and sent in the window envelope (standard size 100 x 45 mm) without needing to affix a label. In addition, a maximum of one vertical/horizontal barcode is possible with an additional service suitable for the basic product service. If more than one additional service is selected for a basic product service, a printed label must be used.		
Address label	Address label bearing the required barcode Label for displaying the information about an item that is relevant for shipping. (This may be an adhesive label or a sheet for insertion in a pouch on the item. In the case of letters, the label is usually applied directly to the documents for use with windowed envelopes). At least one selected service is indicated on a label by means of barcodes (so it cannot consist simply of individual service barcodes or delivery instructions).		label
BL/BLC	German acronyms for Basisleistung (= basic service) and Basisleistungscode (= basic service code) , subset of service code DLC Actual service provided by Swiss Post, e.g. PostPac Economy		basic service / basic service code
BMB domestic	Letters with barcode (BMB) domestic: generic term for the basic services Registered (R) domestic, A Mail Plus, Dispomail, Dispomail Easy, Court documents (GU) and Debt collection documents (BU), also A and B Mail letters with the additional service Cash on delivery (N) or Electronic cash on delivery (BLN)		
BMB international	Letters with barcode (BMB) international: Generic term for the basic services Registered (R) international (RETR, PRI and RETR, ECO)		
COD	Acronym for Cash on delivery		cash on delivery
Label layout Domestic Parcels, Swiss-Express/ Swiss-Courier, VinoLog and Direct	Different layouts are available for every label type. For "parcel" labels there are different label layouts which differ according to size for example (A5, A6 or A7).		

Term	Definition	Example	English term
Label layout for Letters with barcode (BMB) domestic and international	In the case of the Letters with barcode (BMB) domestic and Letters with barcode (BMB) international service groups, the barcode can be printed on labels (A6 and A7, excl. Debt collection documents [BU] and Court documents [GU]) or generated as an address component for a standard envelope with window (FE). Exception: Debt collection documents [BU] and court documents [GU] or when generated as an address component for a standard window envelope (FE) or with the "Generate single barcodes" operation as an individual chart (customer positioning of address label).		
DL	German acronym for Dienstleistung = service A combination of basic services, additional services and delivery instructions defined by Swiss Post which describes the service to be performed. Depending on the basic service, additional service and delivery instructions chosen, further specific service information must also be indicated (amount in francs in the case of Cash on delivery, date an item was handed in in the case of delivery not before a certain date, etc.).		service
DLC	German acronym for Dienstleistungscode = service code Identifies the required postal service combination of basic service code, additional services and delivery instructions		service code
Single barcodes	For letters with barcodes (BMB), the different codes per address label can be obtained individually, so that these can be individually placed in your letters and other document correspondence. This is achieved by using the "Generate single barcodes" operation.		
Free text	For entering information on the space on the label for free text	Example: "Your order of ..."	
Franking licence	Alphanumeric identifier (4, 6 or 8 digits) authorizing a customer to use the services of Swiss Post. Internally, this may comprise the 6-digit postcode prefixed by 00.		franking licence
GAS	German acronym for Geschäftsantwortsendung = business reply item; a basic service		
Cardinality	Indicates the number of times an element may be present (in a call)	"1..n" for the element ATT_PRZL signifies: 1 to n service codes (PRZL) are permitted.	
Barcodes for Online Consignment Notes (LSO)	If you want to create the consignment note for data transfer (letters with barcode – BMB) yourself, you can obtain the barcode required for this. To do so, you use the "Generate barcode" operation in order to obtain the barcode required (for the consignment note number). The 18-digit code consists of the postal identification (98.93.000000.) and the final 8-digit item number (20000000-29999999).		
Logistics services provider	"Post CH Ltd" or the Swiss Post logo is automatically printed onto each address label to identify the logistics service provider. This must not be removed and constitutes an integral part of the address label.		
"pro clima" logo	The "pro clima" logo indicates an item for which the surcharge for carbon-neutral shipping has been paid and a contract to that effect has been signed. For Letters with barcode (BMB) domestic, the ProClima logo is printed automatically (at no additional charge).		

Term	Definition	Example	English term
Item number for Domestic Parcels, Swiss-Express/ Swiss-Courier, VinoLog and Direct	<p>8-digit consecutive number (the last 8 digits of the identcode) for the unique identification of a shipment. In the case of parcels, must not be repeated within 30 days.</p> <p>The structure of the identcodes depends on the chosen basic service (see identcode type), the precise content in turn depends on many different parameters (service, mailing method, invoice route, etc.).</p>	99.34.123456. 12345678	item number
Item number for Letters with barcode (BMB) domestic	<p>8-digit consecutive number (the last 8 digits of the identcode) for the unique identification of a shipment. In the case of letters (domestic), must not be repeated within 180 days.</p> <p>The structure of the identcodes depends on the chosen basic service (see identcode type).</p>	98.34.123456. 12345678	item number
Item number for Letters with barcode (BMB) international	<p>5-digit consecutive number for the unique identification of a shipment. In the case of letters international, must not be repeated within 180 days.</p>	RyyyyxxxxpCH	item number
Identcode for Domestic Parcels, Swiss-Express/ Swiss-Courier, VinoLog and Direct	<p>18-digit code comprising the mail identifier, the franking licence and the item number.</p> <p>Code for the unique identification of a item. The structure of the identcode depends on the chosen basic service (see identcode type), the precise content in turn depends on many different parameters (service, mailing method, invoice route, etc.).</p>	99.34.123456.12345678	identcode
Identcode for Letters with barcode (BMB) domestic	<p>Code for the unique identification of a letter item. The structure of the identcodes depends on the chosen service (see identcode type).</p> <p>18-digit code comprising the mail identifier (2 digits), the franking licence (2+6 digits) and the item number (8 digits) or</p> <p>18-digit code comprising the mail identifier (2 digits), the product code (2 digits), the franking licence (6 digits) and the item number (8 digits)</p>	<p>98.34.123456.12345678</p> <p>98.04.123456.12345678</p>	identcode
Identcode for Letters with barcode (BMB) international	13-digit code with user information	RyyyyxxxxpCH	identcode
Barcode	Represents the actual barcode and is used for identification and electronic delivery tracking		barcode
Identcode type for Domestic Parcels, Swiss-Express/ Swiss-Courier, VinoLog and Direct	<p>Set of identcodes having the same logical structure</p> <p>Identcode type Parcel (used for the Domestic Parcels, Swiss-Express/ Swiss-Courier and Solutions service groups)</p>	99.34.123456.12345678	
Identcode type for Letters with barcode (BMB) domestic	<p>Comprising identcodes with the same logical structure as a type.</p> <p>Identcode type Letters with barcode (BMB) domestic (used for the Domestic Letters service group)</p>	98.34.123456.12345678	
Identcode type for Letters with barcode (BMB) international	<p>R = identifier</p> <p>y = franking licence (four digits, alphanumeric)</p> <p>x = item number (five digits)</p> <p>p = check digit</p> <p>CH = ISO code for Switzerland</p>	RyyyyxxxxpCH	
PRZL	Stands for "Produktzusatzlabel" (= product label), which is identical to the additional service barcode → see definition)		

Term	Definition	Example	English term
Type (data type)	<p>Defines the value range of an element</p> <p>Binary = Data stream (Base64) with Base64 encoding</p> <p>Boolean = Logical values TRUE or FALSE</p> <p>Date = Date specification</p>	<p>CUS_Logo = binary logo of customer</p> <p>ATT_ProClima = TRUE (print "pro clima" logo)</p> <p>ATT_DeliveryDate = 2009-11-19 (delivery date for ZAW3217)</p>	
Type (data type)	<p>Enumeration = Enumeration type e.g.: de, fr, it, en</p> <p>Float = Floating-point numbers</p> <p>Integer = Numeric integers</p> <p>String = Alphanumeric strings</p>	<p>Language = de (language used to call the service)</p> <p>ATT_Amount = 150.75 (COD amount)</p> <p>CUS_ZIP = 3030 (postcode)</p> <p>LabelLayout = A6 (layout of address label)</p>	
ZL	<p>German acronym for Zusatzleistung = additional service, subset of service code (DLC)</p> <p>Optional additional services that Swiss Post performs in connection with the mailing item – e.g. Cash on delivery. The additional service is always an extension to the basic service.</p> <p>Only certain combinations of basic services and additional services are possible. Several additional services can be combined with a basic service, but not all additional services can be combined with each other.</p>	<p>Cash on delivery</p> <p>Signature</p> <p>Fragile</p> <p>etc.</p>	additional service
ZAW	<p>German acronym for Zustellungsanweisung = delivery instruction, subset of service code (DLC)</p> <p>The code indicates how the item is to be delivered to the recipient – e.g. Notify delivery by telephone. Delivery instructions are only possible in conjunction with a basic service.</p>	<p>Direct delivery to an upper floor; Specific delivery date, deliver on ...</p>	delivery instructions
Delivery instruction barcode	Barcode identifying a delivery instruction. The text describing the delivery instruction is also required for this barcode. Delivery instructions are only possible in conjunction with a basic service.		

2 Service specifications

The most important functions of the "Barcode" web service at a glance:

- Generation of barcodes for which the user is authorized
- As a label without the recipient's address
- As a complete shipping label incl. sender's address (text or logo) and delivery address
- As an address component for a standard envelope with window 100 x 45 mm
- Generation of single barcodes (without address label) for Letters with barcode (BMB) domestic
- Validate access to web service
- Obtain all offered service groups, basic services, additional services and delivery instructions as a list
- Validate the combinations of selected services
- Forward all relevant consignment and delivery data to Data-Transfer (with the exception of Letters with barcode [BMB] domestic and international)

Other benefits

Your benefits:

- Pull barcodes directly from your system → you stay in your familiar user environment
- No separate programming of barcodes required → no need to acquire specialist postal knowledge
- Round-the-clock access to latest postal services → no worries about maintaining your barcode database
- High availability, high performance → also suitable for high mailing volumes
- Simplify your dispatch process → save money thanks to optimization of parcel and letter handling process
- Web service is free → only investment is for linking up the "Barcode" web service to your system
- No shipping labels required if integrated in delivery note or as address component for envelope with window → cost savings on labels¹⁾
- Order data can be directly linked to dispatch data → all the information from the order no. through to the consignment no. at your fingertips¹⁾
- Fast consignment tracking, preferably combined with "Track consignments" web service → check the current processing status at any time¹⁾

The "Barcode" web service provides address labels with Swiss Post barcodes in a machine-readable format (XML). You can choose between:

- a label with the recipient's and the customer's address (or logo)
- a label with only the recipient's address,
- a label without the sender's and recipient's address, i.e. only the actual service barcodes and additional service barcodes
- Single barcodes for basic and additional services in respect of Letters with barcode (BMB) domestic (for positioning barcodes yourself in documents or on address labels)

¹⁾ Not part of "Barcode" web service, must be programmed separately in your system if required

Domestic Parcels, Swiss-Express/Swiss-Courier and Solutions service groups

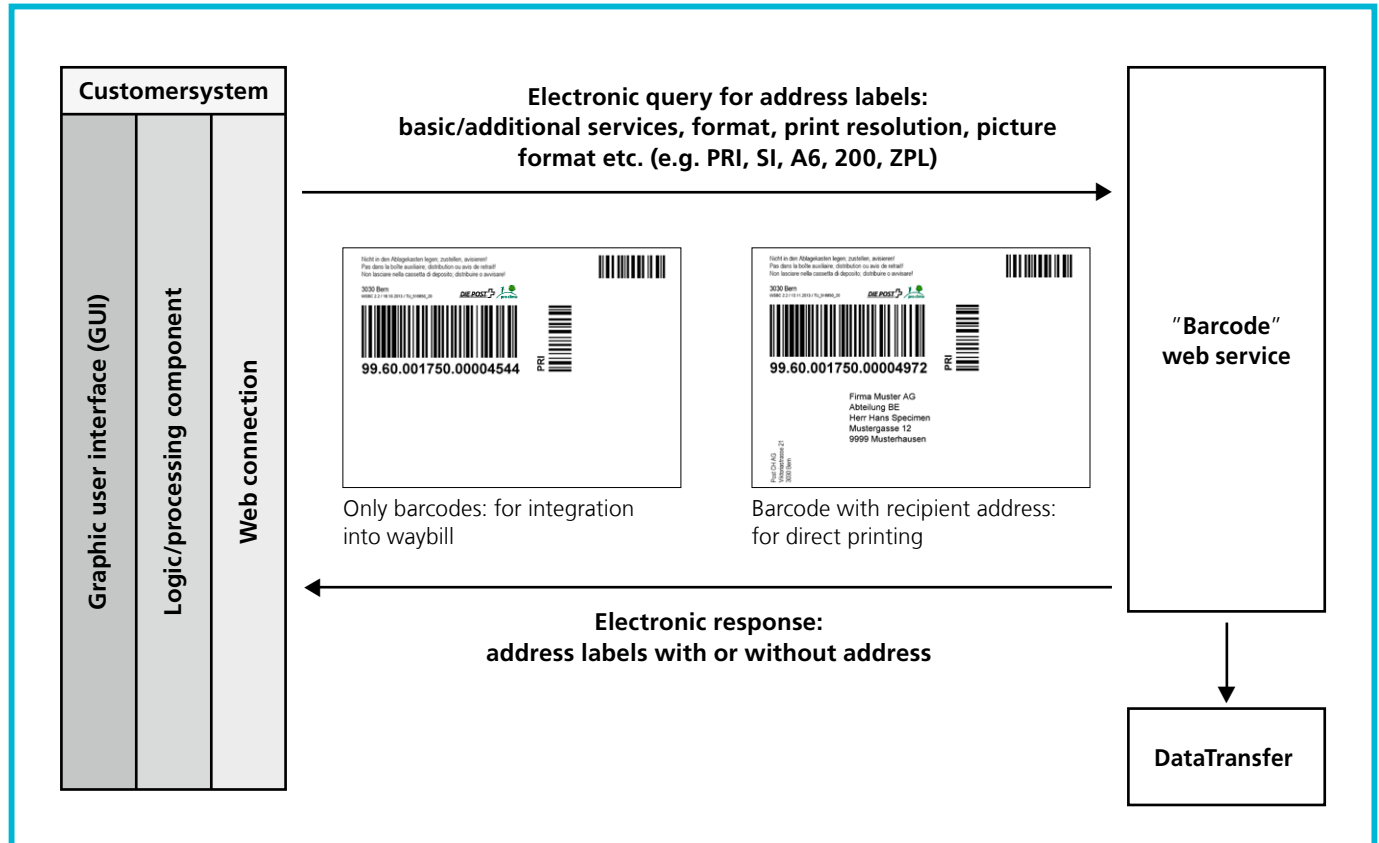


Figure 1: Schematic diagram of the Generate label "Barcode" web service (Domestic Parcels, Swiss-Express/Swiss-Courier and Solutions service groups)

Letters with barcode (BMB) domestic and international service group

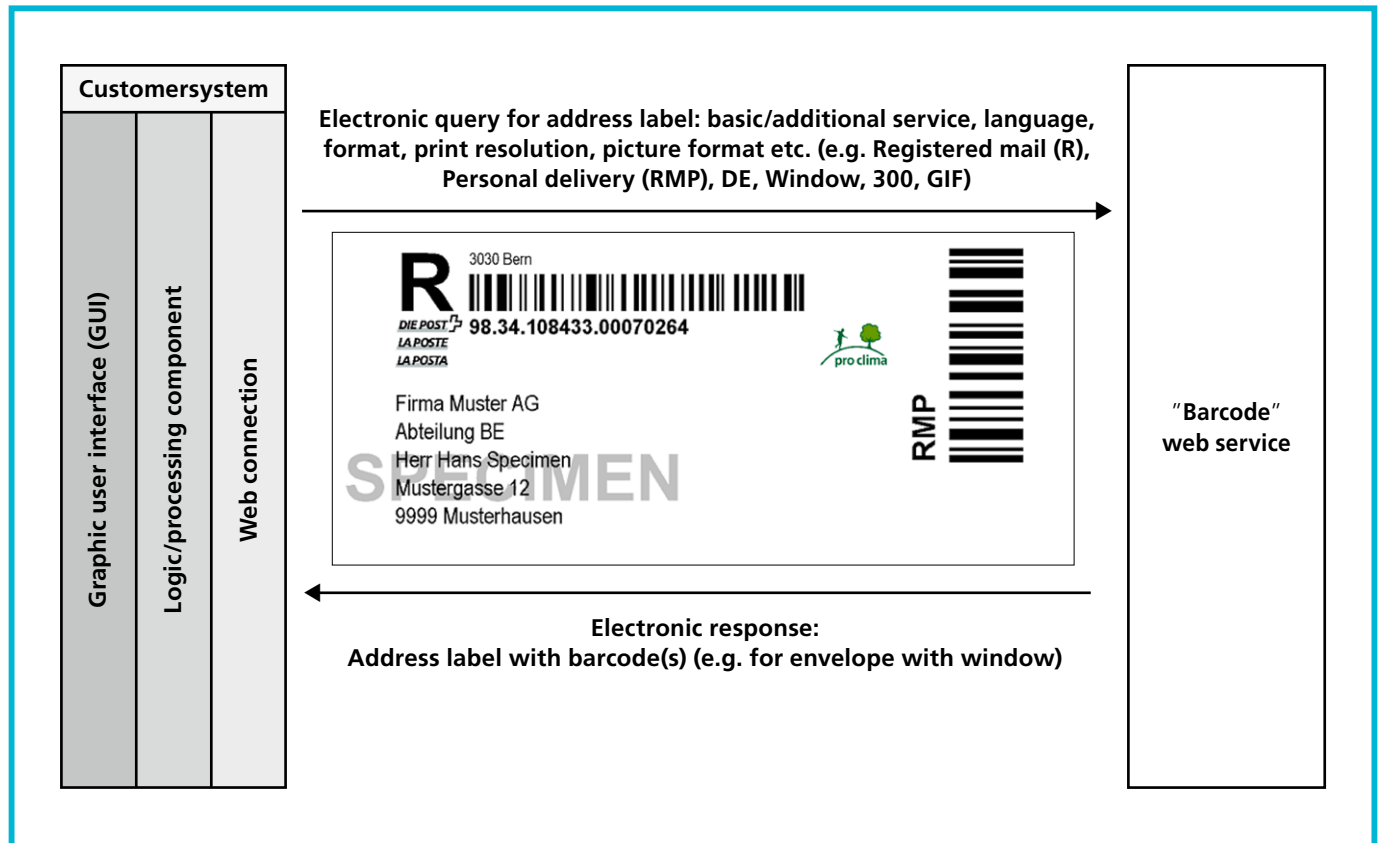


Figure 2: Schematic diagram to call up the "Barcode" web service > Generate Label (Letters with barcode [BMB] domestic and international service group)



3030 Bern

WBRC 2.01.18 10.10.2017 TL31488520



99.60.001750.00004552

Lieferung telefonisch anweisen: Tel. 10:
 Livraison à l'avis par téléphone: 10 tel:
 Distribuzione avvisare telefonicamente: 10 tel

099 123 45 67



Post CH AG
PostLogistics
Herr Jürg Dummermuth
Viktoriastrasse 21
3030 Bern

kundendienst@post.ch
www.post.ch
 PC-Konto 99-999-9 / MWST. 101010

Firma Muster AG
 Abteilung BE
 Herr Hans Specimen
 Musterstrasse 12
 9999 Musterhausen



BLN 380.00



MAN



PRI

Rechnung / Lieferschein

Artikel-Nr.	Artikel	Preis / Stk. Preis / kg	Aktionspreis	Menge bestellt	Total CHF
1000952580	Büroklammer mittel	0.05	0.025	1'500	37.50
1000196210	Fensterumschläge C5 neutral	0.05		800	40.00
1000852144	Kugelschreiber lang	0.35		300	105.00
1000956301	Heftklammer gold	0.05	0.03	1'000	30.00
1000754852	Briefpapier A4 weiss	0.01		30'000	300.00
Versandkostenanteil					12.50
Total (inkl. MWST.)					525.00

zahlung innerhalb 30 Tagen

Sending dem Empfänger direkt auf der Etage zustellen
Distribuer l'envoi au destinataire directement à l'étage
Recapitare l'invio al destinatario direttamente al suo piano

3030 Bern
WSBC 2.2 / 18.10.2013 / TU_516850_20

DIE POST

99.60.001750.00004550

SP

LQ

PR1

UM 12345678 12.4 kg
90123

Post CH AG
Jürg Dummermuth, Pl 21
Viktoriastrasse 21
3030 Bern

14

With the "Generate address label" request, the combinations of selected basic and additional services/delivery instructions will be tested automatically, whether or not you have already done this yourself beforehand. With the "Generate address label" operation, the mailing data (e.g. COD amount) is also validated.

For the “Parcels”, “Express/Courier” and “Solutions” service groups, the mailing data is automatically transferred to DataTransfer. This means that you receive the same benefits as you would under DataTransfer.

2.1.3 Operation “Generate single barcodes”

Operation “Generate single barcodes” only applies to letters with barcodes. In the request, all selected basic and additional services are defined; as response you receive all barcodes individually as graphics, which you can then position in your address label yourself using the design and placement instructions.

2.1.4 Operation “Generate barcodes”

Letter customers who create the delivery note online (LSO) themselves can use this operation to obtain the barcode required for the delivery note number.

2.1.5 Operation “Read basic services of a franking licence”

With this operation, you can request all basic services included in a franking licence number. This can be very helpful when using different franking licence numbers and service groups (e.g. Parcels domestic, Letter with barcode [BMB] international, etc.) in ensuring that the correct franking licence number is used.

2.1.6 Operation “Read service groups”

The “Read service groups” operation allows you to query all valid service groups offered by the “Barcode” web service (e.g. Parcel, Express/Courier, Letters with barcode domestic). The results form the basis of other read operation queries. This allows you to convert the dynamic views of available services options.

2.1.7 Operation “Read basic services”

The “Read service groups” operation allows you to query all valid basic services offered by the “Barcode” web service (e.g. PostPac Priority, Swiss-Express “Moon”, Registered [R] domestic) with an available service group. The results form the basis of other read operation queries. This allows you to convert the dynamic views of available services options.

2.1.8 Operation “Read additional services”

The “Read additional services” operation allows you to query all valid additional services offered by the “Barcode” web service (e.g. Signature, electronic COD, Fragile) with an available basic service. The results form the basis of other read operation queries. This allows you to convert the dynamic views of available services options.

2.1.9 Operation “Read delivery instructions”

The “Read delivery instructions” operation allows you to query all valid delivery instructions offered by the “Barcode” web service (e.g. ZAW3211) with an available basic service.

2.1.10 Operation “Read presentation types”

The “Read presentation types” allows you to query all valid presentation types offered by the “Barcode” web service (e.g. A6, window). What basic services and how many additional services or delivery instructions can be selected, depending on the size, are defined for each presentation type.

2.2 SMS and/or e-mail notification service for parcels, Express/Courier and Solutions

You can arrange for your recipient customer to receive updates via SMS or e-mail on the tracking status of a mail item, or specify that you receive delivery confirmation of each mail item, thus ensuring you are immediately informed that the item has been delivered. The notification service is available for mail items in the Parcels, Swiss-Express/Swiss-Courier (without Swiss-Courier “Lightning” and bulky goods “Lightning”) and Solutions service groups (no “delivery information” with VinoLog). The above gives you five different services to choose from, which are subject to a charge. Please contact your Post CH Ltd customer advisor for price enquiries. Technical information on notification services is described in section 5.3.1.2. You will find the wording of SMS and e-mail messages and the instructions on free text at the www.swisspost.ch/avisierungsservices website.

“Order confirmation” notification

With this service, you inform your recipient that you have handed over the mail item to Post CH Ltd. With this notification service, Post CH Ltd gives no guarantee that it has actually accepted the item (i.e. Post CH Ltd cannot confirm at the time of sending the message whether the item has been accepted).

The notification message is sent as soon the data transfer has been concluded. You can choose between standard text or personal free text for your message.

"Delivery information" message

With this service, the recipient is advised of an upcoming delivery. The message is triggered by sorting information from the sorting centre. Based on this data, the delivery date can be estimated and the recipient advised accordingly. You can choose between standard text or personal free text for your message.

"Collection information" message

This service is designed for those recipients who collect their mail items from a Post Office (P O Box or poste restante). This notification dispels uncertainty as to whether the item is ready for collection or not. The message is triggered by delivery of the item to the relevant post office.

"Reminder to recipient" message

This service entails the recipient receiving a message that the parcel has not yet been collected. This reminder message is triggered when initial delivery of the item to the recipient was not possible and is sent as a collection advice notifying the customer that an item has not been collected within three days of arrival at the respective post office. This service is provided when you enter the data, but is only triggered if the above situation occurs.

"Handover status to sender" message

As soon as the item has been delivered or a delivery attempt has been made, you or the e-mail or mobile recipient specified in the data file will receive an e-mail or SMS. This means that you are proactively informed as soon as a delivery or attempted delivery has been made. In the event of an attempted delivery, you will receive a second message as soon as delivery occurs within the following ten days.

**"Exchange/return" delivery notification
(delivery notification ZAW3233)**

With the "Exchange/return" delivery notification, we are able to offer a simple, standardised service for the exchange or return of goods sent to your customers. This involves your customer receiving advanced notice via a standard Swiss Post SMS or e-mail message regarding this exchange or return. This process enables your customers to receive good quality.

Triggering of the SMS or e-mail occurs immediately upon data transfer, if the relevant details are available in the data file. No SMS messages are sent between 10 pm and 6 am.

For more information on the "Exchange/return" delivery notification, please contact your Customer Advisor.

"Saturday delivery" notification

You can use the additional service "SA" (Saturday delivery) to inform the recipient by SMS and/or e-mail about the scheduled delivery on the next Saturday. The standard notification (free text is not supported) is triggered after data transmission.

"Evening delivery" (same or following day)

You can use the additional service "AZS" (Evening delivery) and the corresponding basic function to inform the recipient by SMS and/or e-mail about the scheduled evening delivery on the following day (PRI) or following days (ECO) or on the same day. The standard notification (free text is not supported) is triggered after data transmission.

2.2.1 Overview of notification services

Notification services are currently available for the following DLG Parcel, Express/Courier and Solutions services.

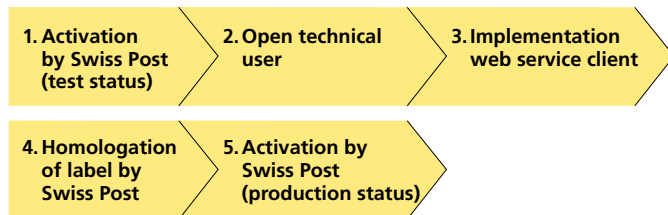
Basic services ¹⁾	Proof of posting (Service code 1)	Delivery information (Service code 2)	Collection information (Service code 4)	Reminder to recipient (Service code 32)	Handover status to sender (Service code 64)	Exchange/return (Service code 128)	Saturday delivery (Service code 256)	Evening delivery following days (Service code 257)	Evening delivery same day (Service code 258)
PostPac Economy	✓	✓	✓	✓	✓			✓	
Bulky goods Economy	✓	✓	✓	✓	✓			✓	
PostPac Priority	✓	✓	✓	✓	✓	✓	✓	✓	
Bulky goods Priority	✓	✓	✓	✓	✓	✓	✓	✓	
PostPac Promo	✓	✓	✓	✓	✓				
Swiss-Express "Moon"	✓	✓	✓	✓	✓				
Bulky goods "Moon"	✓	✓	✓	✓	✓				
Swiss-Courier "Lightning"	✓			✓	✓				✓
Bulky goods "Lightning"	✓			✓	✓				✓
VinoLog	✓		✓	✓	✓				
Direct	✓			✓	✓				✓
Free text supported	✓	✓		✓					

¹⁾ Notification services cannot be used for basic services with business reply labels.

3 Registration, homologation and support

3.1 Registration for My Post Business

Registration and implementation of the "Barcode" web service is via My Post Business as follows:



3.1.1 Registration and activation of "Barcode" web service

To register for the "Barcode" web service, please contact your customer advisor. Access to My Post Business, which is opened during registration, is required to use the "Barcode" web service.

Once the "Barcode" web service has been activated, you will receive an e-mail from Web Service Support with the necessary documents and links for downloading useful files.

3.1.2 Open technical user

The "Barcode" web service is protected from unauthorized access by a special account (known as a "technical user") with a user name and password. You can also control specific access rights for the web service from this account. Your company administrator for My Post Business can open a "technical user".

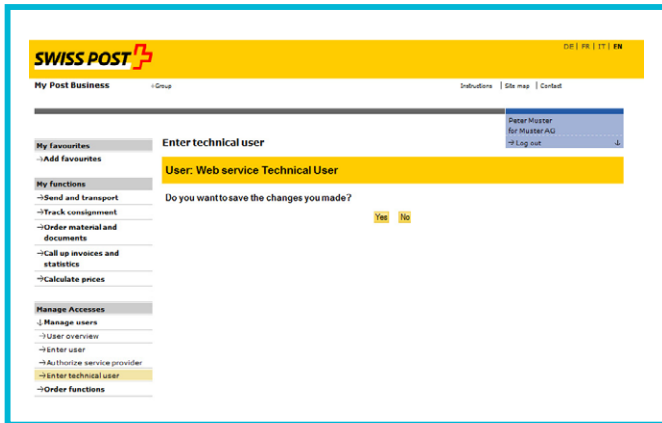
- Log in to My Post Business
- Click on "Manage users" under "Manage accesses"
- Click below on "Enter technical user"

You can enter the following additional details in the upper part of the interface:

- The name "Technical User" is fixed
- The first name serves to distinguish between multiple technical users and you can choose it freely
- You can enter anything in the Remarks field
- Select your function, how long you wish to log on for and the duration of the activated session. The entry in the field "Automatic log-off after" is irrelevant for the "Barcode" web service

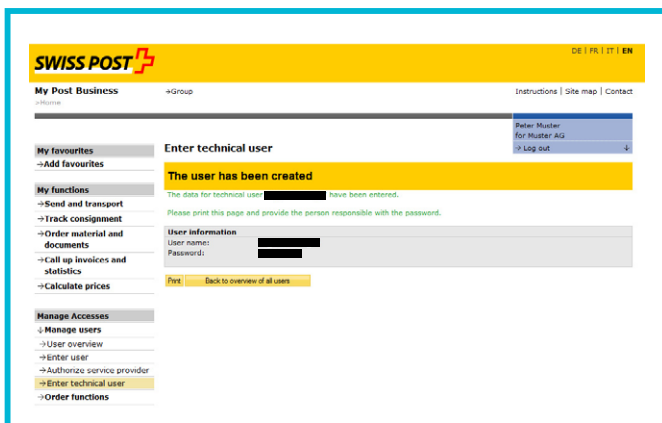
You can grant the technical user authorizations for various debtor numbers and franking licences in the lower section of the interface.

- Currently "Barcode" web service and Track & Trace web service are the only applications available to technical users
- Only grant technical users authorization for specific customer numbers and franking licences which they actually require
- Click on "Save changes"



– Click on “Yes”

The user name and password generated for your technical user account are shown on the next page. Click on “Print” to print out the details easily.



3.1.3 Homologation and activation

Once the “Barcode” web service has been activated, a “Specimen” imprint will automatically be added to every label for the corresponding franking licence. As long as this Specimen imprint appears, the labels must not be used for production operations. In this test status, the “Barcode” web service can be set up and tested by the customer. The “Barcode” web service will only be activated for production for the respective franking licences following successful homologation of the labels by Post CH Ltd.

If the print quality of the address labels is unsatisfactory, Post CH Ltd will have the right to deactivate the “Barcode” web service. However, the customer will always be notified of the inadequate quality first. Labels may only be printed with the defined printer resolutions and print formats. If a different printer model or different printer resolution is used following successful homologation, or if you switch from shipping label to integration in the delivery note (or vice versa), the homologation process must be repeated.

The homologation process is as follows:

- Create five sample addresses with integrated barcode on the original label
- Send the sample addresses directly to one of the addresses below. For homologation of Parcel, Express or Courier items or Solutions (Direct, VinoLog), you also send the completed customer sheet, as detailed in section 7, Appendix 1.
- The Centre of Excellence for Packaging and Address Quality or your contact person letter barcodes will check the design.
- If any of the requirements are not met, Swiss Post will contact you to discuss the corrections that need to be made and the next steps to take
- Once the labels have been approved, the Parcel Quality CoE will also notify “Barcode” web service support staff directly, who will then activate the “Barcode” web service for generating production labels
- Support staff will also notify you by e mail when the “Barcode” web service has been activated for you. You can then use the “Barcode” web service in its entirety

The following is recommended to help you achieve the quality required for homologation quickly:

- The size of the address label conforms to the dimensions specified
- Good print contrast
- Good quality paper is used for mail items, in order to obtain a clean, well-defined print-out
- The printer is set to Normal mode (i.e. not Economy mode with “low toner”)

3.1.4 Integration of the consignment barcode in dispatch documents

When integrating the address label into a dispatch document (e.g. delivery note), please note the following, which applies to the Parcels, Express/Courier and Solutions service groups.

Size of address label

The dimensions of the graphics supplied by "Barcode" web services must not be changed:

- A5 → 148 mm x 210 mm
- A6 → 105 mm x 148 mm
- A7 → 74 mm x 105 mm

The size of the consignment barcode must keep within the following measurements.

- Length: 68.0 mm to 69.0 mm
- Height: 22.8 mm to 23.2 mm



White space

Between the mailing barcode and the left edge of the document, a white space of at least 8 mm must be observed. There must be at least 10 mm of white space all around the recipient address.

Position of the sender

If you insert the sender's details yourself, ensure that they are positioned on the left hand side of the mailing barcode within the document. In addition, the sender's details should not appear lower than the last line of the recipient's address, where the sender's details are not vertically aligned. (This applies only to "Parcels", "Express/Courier" and "Solutions".)

Centre of excellence for Domestic Parcels, Swiss-Express/ Swiss-Courier and Solutions

German	French or Italian
Post CH Ltd PostLogistics Kompetenzzentrum Verpackungs- und Adressqualität Postfach 4620 Härkingen	Poste CH SA PostLogistics CC Qualité de l'emballage et de l'adressage Z.I. Les Graveys Case postale 1310 Daillens
Telefon 058 386 15 53 qualitaet-verpackung- adresse@post.ch	Téléphone 058 386 85 06 qualite-emballage- adressage@poste.ch

Contact for Letters with barcode (BMB) domestic and international barcodes

Post CH Ltd
PostMail Acceptance
Logistics Solutions & Advice GzD
P.O. Box
3030 Berne

Tel. +41 (0)58 338 13 29
gzd.bern.pm@swisspost.ch

3.1.5 Support

If you have any questions about the "Barcode" web service, please contact your Swiss Post customer advisor or, for technical support, contact Web Service Support.

Post CH Ltd
Web Service Support
Viktoriastrasse 21
3030 Berne

Tel. +41 (0)848 888 488
webservice@swisspost.ch

3.1.6 Termination

You may stop using the "Barcode" web service at any time. Simply deactivate the technical user in My Post Business. Please also send a short e-mail message providing the reason for your cancellation, the time of deactivation and the relevant franking licence numbers to Web Services Support: webservice@swisspost.ch.

4 Technical specifications

4.1 Description of the service

A description of the “Barcode” web service can be found in the WSDL file: www.swisspost.ch/post-barcode-cug.htm

You can perform tests with the XSD schema:
www.swisspost.ch/post-barcode-cug.htm

You will require a technical user to call the “Barcode” web service (see section 3.1.2). The user name and password must be communicated with “Basic Authentication” when you call the web service.

To help you with your programming, you can also obtain instructions on access with PHP with examples as PHP sources and a Client API user manual with library for Java and C#.Net from:
www.swisspost.ch/post-barcode-cug.

Sample requests in XML for the various operations can be found at www.swisspost.ch/post-barcode-cug

4.2 Endpoint address for “Barcode” web service

Swiss Post environment for producing labels:
Endpoint: https://www.mypostbusiness.ch/wsbc/barcode/v2_2
Username: generated automatically when the technical user is created.
Password: generated automatically when the technical user is created.

4.3 Scheduled interruptions / availability

Installation work or other scheduled interruptions to the “Barcode” web service will be carried out at off-peak times wherever possible. Customers will be advised in good time via e-mail of scheduled downtimes and interruptions to the service.

4.4 Interruptions to “Barcode” web service

Swiss Post sets the highest internal standards for high performance and stable, trouble-free operation of the “Barcode” web service. However, in exceptional circumstances technical problems or failures may result in an interruption to the “Barcode” web service. In order to deal with such situations, we recommend you have the ability to fall back on an alternative process using Swiss Post’s conventional barcode labels. Simply order these from My Post Business under “ordering materials and documents”.

4.5 Services offered

- Labels are available for the following service groups:
- Domestic Parcels (PostPac Priority, PostPac Economy, bulky goods Priority, bulky goods Economy, PostPac Promo, PostPac Economy GAS, PostPac Priority GAS, bulky goods Economy GAS, bulky goods Priority GAS)
 - Express/Courier (Swiss-Express “Moon”, bulky goods “Moon”, Swiss-Courier “Lightning”, bulky goods “Lightning”, Swiss-Express “Moon” GAS, Swiss-Courier “Lightning” GAS)
 - Solutions (VinoLog, Direct)
 - Letters with barcode (BMB) domestic with the following basic services:
 - Registered (R) domestic, A Mail Plus, Dispomail, Dispomail Easy, Court documents (GU) and Debt collection documents (BU) (all including the relevant additional services)
 - A and B Mail letters with the Cash on delivery (N) or Electronic cash on delivery (BLN) additional service
 - Letters with barcode (BMB) international with the following products:
 - Registered (R) international (RETR, PRI and RETR, ECO; all included in the corresponding additional services)

4.6 Label formats

- | | |
|-----------|---|
| A7 format | (74 x 105 mm) |
| A6 format | (105 x 148 mm) |
| A5 format | (148 x 210 mm) → only available for Domestic Parcels, Swiss-Express/Swiss-Courier and Solutions |
| Format FE | (window envelope) → only available for Letters with barcode (BMB) domestic and international |

4.6.1 Contents for individual label formats

Attribut	Format "Fenster" (FE)	Format A7		Format A6		Format A5	
Service group Domestic Parcels	No	Yes		Yes		Yes	
Service group Swiss-Express/ Swiss-Courier	No	No		Yes		Yes	
Service group Solutions	No	No		Yes		Yes	
– VinoLog	No	No		Yes		Yes	
– Direct	No	Yes		Yes		Yes	
Service group Letters with barcode (BMB) domestic							
– Registered (R)							
– A Mail Plus	Yes	Yes		Yes		No	
– Dispomail	Yes	Yes		Yes		No	
– Dispomail Easy	Yes	Yes		Yes		No	
– Court documents (GU) ¹⁾	Yes	Yes		Yes		No	
– Debt collection documents (BU) ¹⁾	Yes	No		No		No	
– A Mail	Yes	No		No		No	
(only possible with additional service)	Yes	Yes		Yes		No	
– B Mail individual items (only possible with additional service)	Yes	Yes		Yes		No	
Service group Letters with barcode (BMB) international	Yes	Yes		Yes		No	
Sender's address ²⁾	No	Yes	25 characters per line	Yes	25 characters per line	Yes	25 characters per line
or logo	No	Yes	Dimensions as given in section 4.10	Yes	Dimensions as given in section 4.10	Yes	Dimensions as given in section 4.10
Recipient's address (see also chapter 4.6.2)	Yes	Yes		Yes		Yes	
Free text (see also chapter 4.6.2)	No	Yes		Yes	Except for international items	Yes	
Home post office	No	No		Yes		Yes	
"pro clima" ³⁾	Yes	Yes		Yes		Yes	
Additional services ⁴⁾	Max. 1 PRZL	Yes	max. 1 PRZL	Yes	max. 3 PRZL	Yes	max. 5 PRZL
Delivery instructions ⁵⁾	No	No		Yes	max. 2 ZAW	Yes	max. 4 ZAW
Single bar codes for Letters with barcode (BMB) ⁶⁾	no criteria						

¹⁾ For legal reasons NO address labels can be generated in formats A6 and A7 for the basic services Court documents (GU) and Debt collection documents (BU).

²⁾ When using two delivery instructions per address label (affects DLG Parcels, Express/Courier and Solutions) or with VinoLog, there may be an overlap of the last sender character by the consignment number or the VinoLog bar.

³⁾ For Letters with barcode (BMB) domestic the ProClima logo will be printed automatically (at no additional charge).

⁴⁾ Basic services with additional barcodes must be included in maximum number of PRZL (e.g. for PostPac Priority, Swiss-Express Moon, etc.).

⁵⁾ Delivery instructions are only available for Domestic Parcels, Swiss-Express and Solutions.

⁶⁾ When retrieving single barcodes, it is not possible to reduce their size, because the positioning of the single barcodes is the responsibility of the user and must conform to the guidelines stipulated in the manual on "Barcodes and Data Matrix codes for letters mail" (<http://www.swisspost.ch/en/post-startseite/post-geschaeftskunden/post-briefe/post-briefe-erhalten/post-briefe-unzustellbare-sendungen/pm-einschreiben-anleitung-barcode.pdf>).

4.6.2 Recipient's address – maximum number of address lines (concerns the "GenerateLabel" request)

The number of address lines that can be printed on an address label is limited because there is a limited amount of space on the labels. Depending on the selected format, the selected basic service, the number of address fields and, if applicable, the delivery instructions (ZAW) or free text, not all address lines can be printed.

Rules when exceeding the maximum amount of address lines

When the maximum permitted amount of address lines is exceeded, address lines are omitted from the address label in the order below. This only applies to address lines from the "Recipient" address block and – if applicable and permissible – for free text:

1. Title (Title) is omitted
2. AddressSuffix (AddressSuffix) is omitted
3. Name 3 (Name3) is omitted
4. Free text (FreeText) is omitted

Please find some examples further down.

Data transmission

The information from the "AddressSuffix" address field element is not transmitted to DataTransfer, regardless of the number of address lines used.

„LabelAddress“ address block

When using the "LabelAddress" address block, you can define yourself which recipient's address lines are to be printed on the address label and in what order for a minimum of 2 and a maximum of 5 address lines (LabelLine1 to LabelLine5).

An exception applies to the fields "ZIP" and "City" (and, for international mailings, also to "Country"), which are taken across from the "Recipient" address block. This means that you must define the procedure to be used yourself if the maximum amount of address lines is exceeded.

Maximum number of address lines per DLG and format	Format "Fenster" (FE)	Format A7 ¹⁾	Format A6	Format A5
DLG parcel incl. any free text (up to 1 delivery instruction)	–	6 ¹⁾	8	8
DLG parcel incl. any free text (with 2 delivery instructions)	–	–	6	8
DLG Swiss-Express/Swiss-Courier incl. any free text (up to 1 delivery instruction)	–	6 ¹⁾	8	8
DLG Swiss-Express/Swiss-Courier incl. any free text (with 2 delivery instructions)	–	–	6	8
DLG solutions, VinoLog only incl. any free text (up to 1 delivery instruction)	–	–	7	7
DLG solutions, VinoLog only incl. any free text (with 2 delivery instructions)	–	–	5	7
DLG solutions, without VinoLog incl. any free text (up to 1 delivery instruction)	–	5 ¹⁾	7	7
DLG solutions, without VinoLog incl. any free text (with 2 delivery instructions)	–	–	5	7
DLG BMB domestic	6	6 ¹⁾	8	–
DLG BMB international	6	6 ¹⁾	8	–

¹⁾ Delivery instructions are not possible for A7 format.

Examples for addressing rules for the “Recipient” address block

The examples below apply only if the “LabelAddress” address block is not used. Missing information in the recipient’s address is completed using the contents of the “Recipient” address block and – if available – the free text.

Example 1: Format A6, max. 1 ZAW, DLG parcels Details in the “Recipient” block + free text: 8 address lines		Details on the address label: max. no. of address lines allowed: 8 → no adjustment by WSBC required
FreeText	(1st address line)	FreeText
Title	(2nd address line)	Title
Firstname	(3rd address line)	Firstname Name1
Name1	(3rd address line)	Name2
Name2	(4th address line)	Name3
Name3	(5th address line)	AddressSuffix
AddressSuffix	(6th address line)	Street HouseNo
Street	(7th address line)	ZIP City
HouseNo	(7th address line)	
ZIP	(8th address line)	
City	(8th address line)	

Example 2: Format A6, 2 ZAWs, DLG parcels Details in the “Recipient” block + free text: 8 address lines		Details on the address label: max. no. of address lines allowed: 8 → automatic adjustment by WSBC
FreeText	(1st address line)	FreeText
Title	(2nd address line)	Title
Firstname	(3rd address line)	Firstname Name1
Name1	(3rd address line)	Name2
Name2	(4th address line)	Name3
Name3	(5th address line)	AddressSuffix
AddressSuffix	(6th address line)	Street HouseNo
Street	(7th address line)	ZIP City
HouseNo	(7th address line)	
ZIP	(8th address line)	
City	(8th address line)	

Example 3: Format A7, DLG BMB domestic; “Registered (R) domestic” Details in the “Recipient” block: 7 address lines		Details on the address label: max. no. of address lines allowed: 6 → automatic adjustment by WSBC
Title	(1st address line)	Title
Firstname	(2nd address line)	Firstname Name1
Name1	(2nd address line)	Name2
Name2	(3rd address line)	Name3
Name3	(4th address line)	AddressSuffix
AddressSuffix	(5th address line)	Street HouseNo
Street	(6th address line)	ZIP City
HouseNo	(6th address line)	
ZIP	(7th address line)	
City	(7th address line)	

4.6.3 Names of label elements

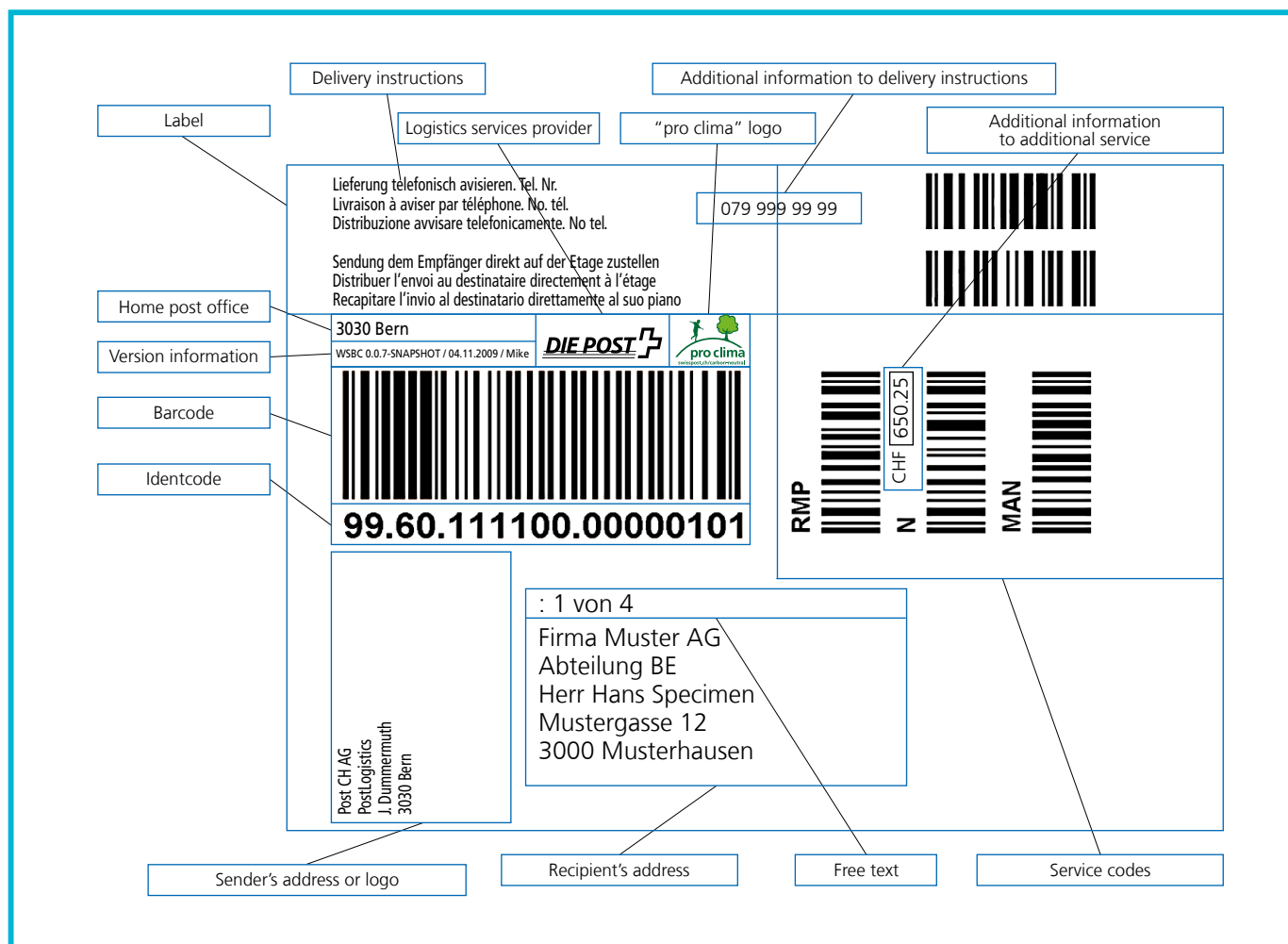


Figure 4: Sample address labels for "Parcels" and "Swiss-Express/Swiss Courier" service groups

4.7 Printer resolution (dpi)

200 dpi (= equivalent to 203 dpi on Zebra label printers)
300 dpi (= equivalent to 305 dpi on Zebra label printers)
600 dpi (= equivalent to 610 dpi on Zebra label printers)

4.8 Image formats/printer languages

EPS
GIF
JPG (not recommended as barcode may not have high enough quality)
PNG
PDF
sPDF¹⁾
ZPL2

¹⁾ Format sPDF is a PDF file without embedded fonts. In order to display this format correctly, the Arial font must be installed on your computer. The generation and transmission times are faster with sPDF than with PDF.

4.9 Label generation time and file sizes

The time it takes to generate a label and the corresponding file size depend on the format selected, the printer resolution, the sender's logo and the image format/printer language used. The speed of the Internet connection is also a key factor. It is therefore very important to have a fast connection.

The table below gives some guideline values (measured with transfer rate of 45000 kbps, without a sender's logo). However, these do not take the data rate of your Internet connection into account, which could have a major impact on performance. These are average figures for formats A5, A6, A7 and FE.

Image formats/ printer languages	Average figure, only generation time in milli-seconds	Average including data transmission in milli-seconds
EPS	~ 50	500–1000
GIF	~ 100	500–1000
JPG	~ 300	750–1500
PNG	~ 400	750–1500
PDF	~ 50	500–1000
sPDF	~ 15	300–750
ZPL2	~ 5	300–750

4.10 Sender's logo

You can omit the sender's details on the label or you can include them in the form of text or an image (e.g. company logo). You can suppress the display of the sender details on the address label or display them as a text or image (e.g. company logo). The sender's address must, however, always be entered in the "Barcode" web service.

If using an image / logo, please note the following:

- Image width: 47 mm
- Image height: 25 mm
- File size: max. 30 kb
- File format: GIF or PNG
- Colour table: indexed colours, max. 200 colours
- The logo will be printed rotated counter-clockwise by 90°

We recommend using a black and white logo for printing in the ZPL2 format.

4.11 Printer models approved for "Barcode" web service

When your system receives them, you can forward the labels generated by the "Barcode" web service directly to a continuous label printer. This is possible with printer language ZPL2. In order for this to work, the printer models used must support ZPL2 as a printer language, otherwise the quality requirements for homologation of the labels will not be met.

Ideally you should use one of the printer models we have already homologated. To ensure adequate barcode print quality, you should always use high-quality shipping label materials. An overview of our homologated printer models is available at www.swisspost.ch/post-mypostbusiness-auftrag-druckermodelle

Note also that shipping labels are printed in either landscape or portrait format, depending on the specifications of the homologated printer models.

Further information on homologation and achieving the desired quality can be found in section 3.1.3.

5 Appendix: “Barcode” web service interface

5.1 Overview of service codes (DLC)

- Technical errors (e.g. validation errors) are returned as error elements in the response. A response may contain warnings as well as the desired response – e.g. several warnings may be issued when generating multiple address labels. With warnings, the request is executed, but when an error occurs it is rejected.
- Master data and error messages are returned in the language used for the call (German, French, Italian or English)

5.1.1 Overview for service codes (DLC) – Domestic Parcels, Swiss-Express/Swiss-Courier and Solutions

The service descriptions for the following basic and additional services plus delivery instructions can be found at www.swisspost.ch/post-distribution-national.

DLC	Basic services	DLC	Additional services	DLC	Delivery instructions	DLC	Combination code (comprising multiple DLC)
ECO	PostPac Economy	FRA	Fragile	ZAW3211	Direct delivery to an upper floor (A)	PRISI	PRI + SI
PRI	PostPac Priority	MAN	Manual processing	ZAW3212	Do not place in letterbox; deliver manually or notify (B)	PRIAZS	PRI + AZS
SP, ECO	Bulky goods Economy	N	Cash on delivery	ZAW3213	Notify delivery by telephone (C)	DIRAZS	DIRECT + AZS
SP, PRI	Bulky goods Priority	RMP	Personal delivery	ZAW3214	Place in letterbox or at front door (D)	DIRAZSI	DIRECT + AZS + SI (Caution: only one S in DLC)
PPR	PostPac Promo	SI	Signature	ZAW3215	Deliver contents; take back box (K)		
SEM	Swiss-Express “Moon”	AS	Signature (insurance)	ZAW3216	Failed delivery; return item as priority on the same day (E)		
SEM, SP	Bulky goods “Moon”	COLD	Disposet Cold	ZAW3217	Specific delivery date, deliver on ... (F)		
SKB	Swiss-Courier “Lightning”	BLN	Electronic COD	ZAW3218	Deliver when all items have arrived (G)		
SKB, SP	Bulky goods “Lightning”	LQ	Limited Quantities (hazardous goods)	ZAW3219	Deposit item (H)		
VL	VinoLog	SA	Saturday delivery	ZAW3220	Follow delivery information in document pouch (I)		
DIRECT	Direct ¹⁾	AZS	Evening delivery ²⁾	ZAW3222	Present item; leave in cellar (L)		
GAS, ECO	PostPac Economy GAS			ZAW3233	Exchange/Return ³⁾		
GAS, PRI	PostPac Priority GAS			ZAW3234	Do not deliver to mailbox or neighbour: do not leave anywhere (valid from 1.1.2014)		
GAS, SP, ECO	Bulky goods Economy GAS						
GAS, SP, PRI	Bulky goods Priority GAS						
GAS, SEM	Swiss-Express “Moon” GAS						
GAS, SKB	Swiss-Courier “Lightning” GAS						

¹⁾ Basic service DIRECT can only be used in conjunction with AZS.

²⁾ When using the additional service “AZS” (Evening delivery), we recommend to perform an area check for each recipient’s address using the “Delivery” web service beforehand

³⁾ Only available in conjunction with notification service code 128 (“Exchange/return”)

- Combinations of multiple service codes, e.g. “PRI, SP”, are split into their individual elements. The following is given as an example (sequencing of individual content does not matter):

```
<PRZL>PRI</PRZL>
```

```
<PRZL>SP</PRZL>
```

5.1.2 Overview of service codes (DLC) – Letters with barcode (BMB) domestic

The product descriptions for the following basic and additional services can be found at

www.swisspost.ch/post-briefe-versand-national.

DLC	Basic services	DLC	Additional services
RINL	Registered (R) domestic	AR	Acknowledgement of receipt (AR)
APLUS	A Mail Plus	BLN	Electronic cash on delivery (BLN)
DISP	Dispomail	CEC	Item for the blind (CEC)
DISPE	Dispomail Easy	N	Cash on delivery (N)
GU	Court documents (GU)	RMP	Personal delivery (RMP)
BU	Debt collection documents (BU)	SEM	Swiss-Express "Moon" ¹⁾
APOST	A Mail	eAR	Electronic return receipt
BPOST	B Mail individual items		

¹⁾ Only available for "legal documents (GU)" basic service

5.1.3 Overview of service codes (DLC) – Letters with barcode (BMB) international

The product descriptions for the following basic and additional services can be found at

www.swisspost.ch/post-versand-international-gk.

DLC	Basic services	DLC	Additional services
RETR, PRI	Registered (R) international PRIORITY	AR	Acknowledgement of receipt (AR)
RETR, ECO	Registered (R) international ECONOMY	CEC	Item for the blind (CEC)
		N	Cash on delivery (N)
		RMP	Personal delivery (RMP)

– Combinations from several services codes, e.g. "RETR, PRI" will be transmitted individually as content where appropriate.

The following is given as an example (sequencing of individual content does not matter):

<PRZL>RETR</PRZL>

<PRZL>PRI</PRZL>

5.2 Validate Combination operation

This operation returns a validation response for a given combination of service codes.

5.2.1 Validate Combination request

You can download an XML example as well as a graphical interface description per request here:
www.swisspost.ch/post-barcode-cug

Element	Cardinality	Type	Description	Example (if appropriate)
ValidateCombination	1..1	–	Root element of Validate Combination operation	
Language	1..1	Enumeration (de, fr, it, en)	Language used to call the service	en
Envelope	1..1	–	Container for elements	
LabelDefinition	1..1	–	Container for label-defining elements	
LabelLayout	1..1	String (2)	Layout of the address label	A5
Data	1..1	–	Container for elements	
Provider	1..1	–	Container for elements	
Sending	1..1	–	Container for elements	
Item	1..n	–	Container for elements per label	
ItemID	0..1	String (0..50)	ID assigned by customer on the label level, is returned unchanged in the response	
Attributes	0..1	–	Container for elements	
PRZL	1..n	String (0..5)	Combination of service codes to be validated	PRI, SP
Country	0..1	String (2)	Optional ISO country code If not CH or LI, the country-specific validation is performed	US

5.2.2 Validate Combination response

Returns a list of errors and warnings from validation if applicable.

You can download an XML example as well as a graphical interface description per request here:

www.swisspost.ch/post-barcode-cug

Element	Cardinality	Type	Description	Example (if appropriate)
ValidateCombination Response	1..1	–	Root element of Validate Combination Response operation	
Envelope	1..1	–	Container for elements	
LabelDefinition	1..1	–	Container for label-defining elements	
LabelLayout	1..1	String (2)	Layout of the address label	A5
Data	1..1	–	Container for elements	
Provider	1..1	–	Container for elements	
Sending	1..1	–	Container for elements	
Item	1..n	–	Container for elements per label	
ItemID	0..1	String (0..50)	ID assigned by customer on the label level, copied over from the request	
Country	0..1	String (2)	Optional ISO country code If not CH or LI, the country-specific validation is performed	US
Errors	0..1	–	Container for error messages	
Error	1..n	–	Container for error message	
Code	1..1	String (0..5)	Error code	E0012
Message	1..1	String (0..500)	Description of the error in the language used for the call	
Warnings	0..1	–	Container for warnings	
Warning	1..n	–	Container for warning	
Code	1..1	String (5)	Warning code	W0012
Message	1..1	String (0..500)	Description of the warning in the language used for the call	

5.3 Generate Label operation

Returns one or more generated labels in binary format.

5.3.1 Generate Label request

You can download an XML example as well as a graphical interface description per request here:

www.swisspost.ch/post-barcode-cug

Element	Cardinality	Type	Description	Example (if appropriate)
GenerateLabel	1..1	GenerateLabel	Root element of Generate address label operation	
Language	1..1	Enumeration (de, fr, it, en)	Language in which the service is activated	de
Envelope	1..1	GenerateLabel Envelope	Content holder	
LabelDefinition	1..1	GenerateLabel Definition	Content holder with address label details	
LabelLayout	1..1	String (2, [a-zA-Z,0-9]{2})	Address label layout	A5
PrintAddresses	1..1	Enumeration (None, OnlyRecipient, OnlyCustomer, RecipientAnd Customer)	Details on the printing of sender's and recipient's address (delivery note) None – no addresses are printed OnlyRecipient – only the recipient's address is printed OnlyCustomer – only the customer's address is printed RecipientAndCustomer – Both the sender's and the recipient's addresses are printed	OnlyRecipient
ImageFileType	1..1	String (1..5, [a-zA-Z,0-9]{1,5})	Address label file format	PDF
ImageResolution	1..1	Integer	Address label resolution in DPI (dots per inch)	300
PrintPreview	1..1	Boolean	PrintPreview enabled/disabled (SPECIMEN lettering from the label generated)	true
FileInfos	1..1	GenerateFileInfos	Content holder	
FrankingLicense ²⁾	1..1	String (4..8, [a-zA-Z,0-9]{4} or [0-9]{6} or [0-9]{8})	Customer franking licence number or postcode	
PpFranking ⁴⁾	1..1	Boolean	Indicates whether the PP flag has been set or not	true
CustomerSystem	0..1	String (0..255, [a-zA-Z,0-9,\s]{1,255})	Indicates optional parameters for customer system names	AVG Client
Customer	1..1	Generate Customer	Content holder with customer details. Refers to the sender's customer	
Name1	1..1	String (0..25)	First name and surname, or company name	Meier AG
Name2	0..1	String (0..25)	Additional designation – Name	General Agency
Street	1..1	String (0..25)	Address (house number and street)	Viktoriaplatz 10
POBox	0..1	String (0..25)	P.O. Box	P.O. Box 4021
ZIP	1..1	Integer (0..6)	Postcode	8048
City	1..1	String (0..25)	Place	Zurich
Country	0..1	String (2, [a-zA-Z]{2})	Country as two-digit ISO-3166-1-alpha-2 code	CH
Logo	0..1	Binary (Base64)	Binary customer logo	
LogoFormat	0..1	String (3)	Logo format	GIF
DomicilePostOffice	0..1	String (0..35)	Domicile Post Office	3097 Liebefeld
Data	1..1	GenerateData	Content holder	
Provider	1..1	GenerateProvider	Content holder	
Sending	1..1	GenerateSending	Content holder	
Item	1..n	GenerateItem	Content holder per address label	

Element	Cardinality	Type	Description	Example (if appropriate)
ItemID ²⁾	0..1	String (0..200)	ID assigned by customers at address label level will be returned unchanged in the response	
ItemNumber ²⁾	0..1	String (0..8, [0-9]{1,8})	Mailing number	12345678
IdentCode ²⁾	0..1	String (13..23, [0-9]{18} or [0-9]{23} or [a-zA-Z,0-9]{13})	Mailing code. For use by Swiss Post internal systems only. In systems external to Swiss Post this field is ignored and a warning returned.	9934123456 12345678
Recipient³⁾	1..1	Generate Recipient	Content holder with recipient details	
PostIdent	0..1	String (0..15)	Postal identification	
Title	0..1	String (0..35)	Salutation	Ms
PersonallyAddressed	0..1	Boolean	When set to FALSE, indicates the company first, then the recipient, on the address label Toggles to TRUE Default True.	True
Firstname	0..1	String (0..35)	First name of recipient	Melanie
Name1	1..1	String (0..35)	First name and surname, or company name	Steiner
Name2	0..1	String (0..35)	Additional designation – Name	FAO Hans Meier
Name3	0..1	String (0..35)	Additional name 2 for name	Marketing department
AddressSuffix	0..1	String (0..35)	Additional name address	East building
Street ¹⁾	0..1	String (0..35)	Street	Viktoriastrasse
HouseNo	0..1	String (0..10)	House number	21
POBox ¹⁾	0..1	String (0..35)	Name “P.O. box” and – if available – P.O. box number	P.O. Box 4021
FloorNo	0..1	String (0..5)	Floor number (data transfer only, not printed on address labels)	3a
MailboxNo	0..1	Integer (0..10)	Letter box number (data transfer only, not printed on address labels)	10
ZIP	0..1	String (0..10)	Postcode	3030
City	1..1	String (0..35)	Place	Berne 1
Country	0..1	String (2, [a-zA-Z]{2})	Country – two-digit ISO 3166-1-alpha-2 code	CH
Phone	0..1	String (0..20)	Telephone number (for delivery instruction 13)	031 338 11 11
Mobile	0..1	String (0..20)	Mobile number (for delivery instruction 13)	079 338 11 11
Email	0..1	String (0..160)	E-mail address	h.muster@post.ch
LabelAddress	0..1	LabelAddress	Used in order to display the address lines in a customized order, or to specifically abbreviate long addresses. The postcode and location are taken across from the “Recipient” address block.	
LabelLine	2..5	String (0..35)	Contents of the recipient address lines, min. 2 and max. 5 address lines (the postcode and location fields are automatically taken across from the “Recipient” address block; see also section 4.6.1).	
AdditionalINFOS	0..1	Generate AdditionalINFOS	Content holder	

Element	Cardinality	Type	Description	Example (if appropriate)
AdditionalData	0..20	Generate AdditionalData	Content holder	
Type	1..1	String (0..35)	ISR code additional information (NN_ESR_REFNR) or amount (NN_BETRAG) with the "BLN" (electronic COD) additional service	NN_BETRAG (for BLN)
Value	1..1	String (0..50)	Value for additional information, must be separated by decimal point (comma not allowed)	150.50
Attributes	0..1	Generate Attributes	Content holder	
PRZL	1..n	String (1..7, [a-zA-Z,0-9]{1,7})	Service code (DLC)	ECO, PRI, SP
Amount	0..1	Float (0.. 99999.99)	COD amount (for additional service N), must be separated by decimal point (comma not allowed)	150.50
FreeText	0..1	String (0..34)	Free text for recipient address	Thank you for your order
DeliveryDate	0..1	Date	Delivery date (for delivery instruction 17)	2009-08-20
ParcelNo	0..1	Integer (0..99)	Parcel number of total (for delivery instruction 18)	2
ParcelTotal	0..1	Integer (0..99)	Total number of parcels (for delivery instruction 18)	5
DeliveryPlace	0..1	String (0..35)	Drop point (for delivery instruction 19)	At front door
ProClima	0..1	Boolean	Printing of ProClima logo	
Dimensions	0..1	Dimensions	Content holder for dimensions	
Weight	0..1	Integer (0..99'999)	Weight in grams (limited to 5 digits) for "LQ" additional service (Hazardous goods)	12500
UNNumbers	0..1	–	Content holder for UN number for the "LQ" (hazardous goods) additional service	
UNNumber	0..n	Integer (0..9'999)	List of UN numbers (limited to 4 digits) for "LQ" additional service (hazardous goods)	1234, 1235, 1236
Notification	0..15	Generate Notification	List of notification services	
Type	1..1	String (Mail, SMS)	Means of communication	SMS or EMAIL
Service	1..1	Integer (0..20)	Service code	1, 2, 128
FreeText1	0..1	String (0..160)	Free text 1	Test 1
FreeText2	0..1	String (0..512)	Free text 2	Test 2
Language	1..1	Language	Language	DE, FR, IT or EN
Communication	1..1	Generate Communication	Content holder for communication medium	Email or Mobile
Email	0..1	String (0..160)	E-mail address	a@b.ch
Mobile	0..1	String (9..20)	Mobile number	+41791234567

Key:

- ¹⁾ Domestic Parcels, Swiss-Express/Swiss-Courier and Solutions: either address **or** P.O. box permitted
BMB domestic: state address **and** P.O. box with number (if applicable)
P.O. Box details are compulsory for Dispomail and Dispomail Easy
BMB international: no rules. All address components must be split between Address 1 and Address 2.
- ²⁾ Validation logic for FrankingLicence, ItemID, ItemNumber and IdentCode fields:

FrankingLicence: Mandatory (left-pad with zeros up to 8 digits)
ItemID: Optional, any value
ItemNumber: Optional, any value. If filled in, validation for uniqueness. If ItemNumber is empty, the item number is generated and the identcode is generated from this item number and the franking licence.
IdentCode: Not permitted. If this field is filled, it will be ignored and a warning will also be returned. IdentCode is provided solely for internal calls at Swiss Post.
- ³⁾ With the basic services with GAS, the recipient is the return address in accordance with the contractual terms for business reply items.
- ⁴⁾ The postage paid impression for the Letters with barcode (BMB) domestic and international service groups does not appear automatically in the address and applies to each request.
- ⁵⁾ Additional information on BLN (electronic COD) is detailed under section 5.3.1.1.

5.3.1.1 Posting BLN (electronic COD) via “Barcode” web service (for “Parcels” and “Swiss-Express”)

BLN-defined transaction types

The credit note for COD amounts can be applied by means of two different account types.

- 1. Yellow Account with inpayment slip (IS) from PostFinance, with upper limit on domestic transactions.
- 2. by Swiss Post ISR

With transaction type 1 (yellow Account IS) only the COD amount is required. With transaction type 2 (Swiss Post ISR) both the COD amount and the ISR reference number is required.

ISR reference number:

For the ISR reference number, the following data format is valid (excerpt from the PostFinance manual on “Record Structures – electronic Services”) www.postfinance.ch/content/dam/pf/de/doc/consult/manual/dldata/efin_recdescr_man_en.pdf

Reference number	84	9(27)	For 5-digit ISR customer numbers 0000000000009999999999999999	mandatory	The reference number is printed on the processing document in blocks of 5, whereby leading zeros can be suppressed. The details must be entered in the field with right alignment, empty positions must be extended with leading zeros. Reference numbers with the value “0” (zero) will be rejected. We recommend that you recalculate and compare the check digit (modulo 10, recursive).
			For 9-digit ISR customer numbers 9999999999999999999999999999P		

Yellow Account with inpayment slip (Type 1)

Element	Cardinality	Type	Description	Example (if appropriate)
AdditionalINFOS	0..1	–	Content holder	
AdditionalData	0..20	–	Content holder	
Type	1..1	String (0..35)	Field for COD amount	NN_BETRAG
Value	1..1	String (0..50)	COD amount, must be separated by decimal point (comma not allowed)	150.50

Swiss Post ISR

Element	Cardinality	Type	Description	Example (if appropriate)
AdditionalINFOS	0..1	–	Content holder	
AdditionalData	0..20	–	Content holder	
Type	1..1	String (0..35)	Field for COD amount	NN_BETRAG
Value	1..1	String (0..50)	COD amount, must be separated by decimal point (comma not allowed)	150.50
Type	1..1	String (0..35)	Field for ISR reference number	NN_ESR_REFNR
Value	1..1	String (0..50)	Reference number	Reference number

5.3.1.2 Notification services

Notification code

In the “Notification” element, the “Service” field has the following valid values:

Notification	Code
Proof of posting	1
Delivery information	2
Collection information	4
Reminder to recipient	32
Handover status to sender	64
“Exchange/return”	128 ¹⁾
Saturday delivery	256 ²⁾
Evening delivery following days	257 ³⁾
Evening delivery same day	258 ⁴⁾

¹⁾ This notification service can only be used with delivery instruction ZAW3233.

²⁾ This notification service can only be used with the additional service “SA”.

³⁾ This notification service can only be used with the additional service “AZS” and the basic service PostPac Priority, bulky goods Priority, PostPac Economy or bulky goods Economy.

⁴⁾ This notification service can only be used with the additional service “AZS” and the basic services Swiss-Courier “Lightning”, bulky goods “Lightning” or “Direct”.

Notification text messages

The description of the content of SMS and e-mail messages as well as technical specifications regarding free text are available at www.swisspost.ch/post-e-log-avisierungsservices-details.

5.3.2 Generate Label response

You can download an XML example as well as a graphical interface description per response here:

www.swisspost.ch/post-barcode-cug

Element	Cardinality	Type	Description	Example (if appropriate)
GenerateLabelResponse	1..1	GenerateLabelResponse	Root element of Generate address label operation response	
Envelope	1..1	GenerateLabelResponseEnvelope	Content holder	
LabelDefinition	1..1	GenerateLabelResponseLabelDefinition	Content holder with address label details	
LabelLayout	1..1	String (2, [a-zA-Z,0-9]{2})	Address label layout	A5
PrintAddresses	1..1	Enumeration (None, OnlyRecipient, OnlyCustomer, RecipientAndCustomer)	Details on the printing of sender's and recipient's address (delivery note) None – no addresses are printed OnlyRecipient – Only the recipient's address is printed OnlyCustomer – Only the customer's address is printed RecipientAndCustomer – Both the sender's and the recipient's addresses are printed	OnlyRecipient
ImageFileType	1..1	String (1..5, [a-zA-Z,0-9]{1,5})	Address label file format	PDF
ImageResolution	1..1	Integer	Address label resolution in DPI (dots per inch)	300
PrintPreview	1..1	Boolean	Indicates whether the generated address label is used for a text print-out (ItemNo is not looped!)	
ColorPrintRequired	1..1	Boolean	Displays whether generated address label is to be printed in colour or in black and white	
Data	1..1	GenerateLabelResponseData	Content holder	
Provider	1..1	GenerateLabelResponseProvider	Content holder	
Sending	1..1	GenerateLabelResponseSending	Content holder	
Item	1..n	GenerateLabelResponseItem	Content holder per address label	
ItemID	0..1	String (0..200)	ID assigned by customer at address label level is taken from request	
IdentCode	0..1	String (0..50)	Mailing code	993412345612345678
Label	0..1	Binary (Base64)	Generated address labels	
Errors	0..1	ErrorsType	Content holder for error messages	
Error	1..n	MessageType	Content holder for error message	
Code	1..1	String (5, [W,E]{1}[0-9]{4})	Error code	E0012

Element	Cardinality	Type	Description	Example (if appropriate)
Message	1..1	String (0..500)	Description of error in the language in which the operation is activated	
Warnings	0..1	WarningsType	Content holder for warnings	
Warning	1..n	MessageType	Content holder for warning	
Code	1..1	String (5, [W,E]{1}[0-9]{4})	Warning code	W0012
Message	1..1	String (0..500)	Description of warning in the language in which the operation is activated	

5.4 Generate barcodes operation (only relevant for letter products)

For the corresponding request, precisely one barcode will be generated and returned in the correct format for the Barcode online delivery note (LSO 98.93). This enables you to obtain a delivery note number via "Barcode" web service, if you create the online delivery note yourself (only available for service group "Letter with barcode [BMB]).

5.4.1 Generate barcodes request

You can download an XML example as well as a graphical interface description per request here:
www.swisspost.ch/post-barcode-cug

Element	Cardinality	Type	Description	Example (if appropriate)
GenerateBarcode	1..1	Generate Barcode	Root element of "Generate barcode" operation	
Language	1..1	Enumeration (de, fr, it, en)	Language in which the service is activated.	de
BarcodeDefinition	1..1	Barcode Definition	Content holder for the barcode definition	
BarcodeType	1..1	Enumeration (LSO_1, LSO_2, LSO_3)	Barcode type to be generated	LSO_1
ImageFileType	1..1	String (1..5, [a-zA-Z,0-9]{1,5})	Address label file format	PDF
ImageResolution	1..1	Integer	Address label resolution in DPI (dots per inch)	300

5.4.2 Generate barcodes response

You can download an XML example as well as a graphical interface description per response here:

www.swisspost.ch/post-barcode-cug

Element	Cardinality	Type	Description	Example (if appropriate)
GenerateBarcodeResponse	1..1	GenerateBarcodeResponse	Root element of "Generate barcode" operation response	
BarcodeResponseData	1..1	BarcodeResponseData	Content holder for response data	
Barcode	0..1	Binary (Base64)	Barcode image as binary data	
DeliveryNoteRef	1..1	String(50)	Online delivery note (LSO) number	
BarcodeDefinition	1..1	BarcodeDefinition	Content holder for the barcode definition	
BarcodeType	1..1	Enumeration (LSO_1, LSO_2, LSO_3)	Barcode type to be generated	LSO_1
ImageFileType	1..1	String (1..5, [a-zA-Z,0-9]{1,5})	Address label file format	PDF
ImageResolution	1..1	Integer	Address label resolution in DPI (dots per inch)	300
ColorPrintRequired	1..1	Boolean	Displays whether generated barcode label to be printed in colour or in black and white	false
Errors	0..1	ErrorsType	Content holder for error messages	
Error	1..n	MessageType	Content holder for an error message	
Code	1..1	String (5, [W,E]{1}[0-9]{4})	Error code	E0012
Message	1..1	String (0..500)	Description of error in the language in which the operation is activated	
Warnings	0..1	WarningsType	Content holder for warnings	
Warning	1..n	MessageType	Content holder for warning	
Code	1..1	String (5, [W,E]{1}[0-9]{4})	Warning code	W0012
Message	1..1	String (0..500)	Description of warning in the language in which the operation is activated	

5.5 Generate single barcodes operation (only relevant for domestic letter products)

Returns all single barcodes for one or several address labels generated in binary format.

5.5.1 Generate single barcodes request

You can download an XML example as well as a graphical interface description per request here:
www.swisspost.ch/post-barcode-cug

Element	Cardinality	Type	Description	Example (if appropriate)
GenerateSingleBarcodes	1..1	GenerateSingleBarcodes	Root element of "Generate single barcodes" operation	
Language	1..1	Enumeration (de, fr, it, en)	Language in which the service is activated.	de
Envelope	1..1	GenerateSingleBarcodesEnvelope	Content holder	
BarcodeDefinition	1..1	GenerateSingleBarcodesDefinition	Content holder with single barcodes details	
ImageFileType	1..1	String (1..5, [a-zA-Z,0-9]{1,5})	Address label file format	PDF
ImageResolution	1..1	Integer	Address label resolution in DPI (dots per inch)	300
FileInfos	1..1	GenerateFileInfos	Content holder	
FrankingLicense	1..1	String (4..8, [a-zA-Z,0-9]{4} or [0-9]{6} or [0-9]{8})	Franking licence number or postcode of in-house customers.	
PpFranking	1..1	Boolean	Indicates whether the PP flag has been set or not	true
CustomerSystem	0..1	String (0..255, [a-zA-Z,0-9,\s]{1,255})	Indicates optional parameters for customer system names	AVG Client
Customer	1..1	GenerateCustomer	Content holder with customer details. Refers to the sender's customer	
Name1	1..1	String (0..25)	First name and surname, or company name	Meier AG
Name2	0..1	String (0..25)	Additional designation – Name	General Agency
Street	1..1	String (0..25)	Address (house number and street)	Viktoriaplatz 10
POBox	0..1	String (0..25)	P.O. Box	P.O. Box 4021
ZIP	1..1	Integer (0..6)	Postcode	8048
City	1..1	String (0..25)	Place	Zurich
Country	0..1	String (2, [a-zA-Z]{2})	Country – two-digit ISO 3166-1-alpha-2 code	CH
DomicilePostOffice	0..1	String (0..35)	Domicile Post Office	3097 Liebefeld
Data	1..1	GenerateData	Content holder	
Provider	1..1	GenerateProvider	Content holder	

Element	Cardinality	Type	Description	Example (if appropriate)
Sending	1..1	GenerateSending	Content holder	
Item	1..n	GenerateItem	Content holder per address label	
ItemID	0..1	String (0..200)	ID assigned by customers at address label level will be returned unchanged in the response	
ItemNumber **	0..1	String (0..8, [0-9]{1,8})	Mailing number	12345678
IdentCode	0..1	String (0..50)	Mailing code. For use by Swiss Post internal systems only. In systems external to Swiss Post this field is ignored and a warning returned.	9934123456 12345678
Recipient	1..1	GenerateRecipient	Content holder with recipient details.	
PostIdent	0..1	String (0..15)	Postal identification	
Title	0..1	String (0..35)	Salutation	Ms
PersonallyAddressed	0..1	Boolean	When set to FALSE, indicates the company first, then the recipient, on the address label Toggles to TRUE Default True	True
Name1	1..1	String (0..35)	First name and surname, or company name	Steiner
Firstname	0..1	String (0..35)	First name of recipient	Melanie
Name2	0..1	String (0..35)	Additional designation – Name	FAO Hans Meier
Name3	0..1	String (0..35)	Additional name 2 for name	Marketing department
AddressSuffix	0..1	String (0..35)	Additional name address	East building
Street	0..1	String (0..35)	Street	Viktoriastrasse
HouseNo	0..1	String (0..10)	House number	21
POBox	0..1	String (0..35)	P.O. Box	P.O. Box 4021
FloorNo	0..1	String (0..5)	Floor number	3a
MailboxNo	0..1	Integer (0..10)	Letter box number	10
ZIP	0..1	String (0..10)	Postcode	3030
City	1..1	String (0..35)	Place	Berne 1
Country	0..1	String (2, [a-zA-Z]{2})	Country – two-digit ISO 3166-1-alpha-2 code	CH
Phone	0..1	String (0..20)	Telephone number (for delivery instruction 13)	031 338 11 11
Mobile	0..1	String (0..20)	Mobile number (for delivery instruction 13)	079 338 11 11
EEmail	0..1	String (0..160)	E-mail address	h.muster@post.ch
LabelAddress	0..1	LabelAddress	Used in order to display the address lines in a customized order, or to specifically abbreviate long addresses. The postcode and location are taken across from the “Recipient” address block.	
LabelLine	2..5	String (0..35)	Contents of the recipient address lines, min. 2 and max. 5 address lines (the postcode and location fields are automatically taken across from the “Recipient” address block; see also section 4.6.1).	
AdditionalINFOS	0..1	GenerateAdditionalINFOS	Content holder	
AdditionalData	0..20	GenerateAdditionalData	Content holder	

Element	Cardinality	Type	Description	Example (if appropriate)
Type	1..1	String (0..35)	ISR code additional information (NN_ESR_REFNR) or amount (NN_BETRAG) with the "BLN" (electronic COD) additional service	NN_BETRAG (for BLN)
Value	1..1	String (0..50)	Value for additional information	150.50
Attributes	0..1	Generate Attributes	Content holder	
PRZL	1..n	String (1..7, [a-zA-Z,0-9]{1,7})	Service code (DLC)	ECO, PRI, SP
Amount	0..1	Float (0.. 99999.99)	COD amount (for additional service N)	
FreeText	0..1	String (0..34)	Free text for recipient address	Thank you for your order
DeliveryDate	0..1	Date	Delivery date (for delivery instruction 17)	2009-08-20
ParcelNo	0..1	Integer (0..99)	Parcel number of total (for delivery instruction 18)	2
ParcelTotal	0..1	Integer (0..99)	Total number of parcels (for delivery instruction 18)	5
DeliveryPlace	0..1	String (0..35)	Drop point (for delivery instruction 19)	At front door
ProClima	0..1	Boolean	Printing of ProClima logo	
Dimensions	0..1	Dimensions	Content holder for dimensions	
Weight	0..1	Integer (0..99'999)	Weight in grams (limited to 5 digits) for "LQ" additional service (Hazardous goods)	12500
UNNumbers	0..1	–	Content holder for UN number for the "LQ" (hazardous goods) additional service	
UNNumber	0..n	Integer (0..9'999)	List of UN numbers (limited to 4 digits) for "LQ" additional service (hazardous goods)	1234, 1235, 1236
Notification	0..15	Generate Notification	List of notification services	
Type	1..1	String (Mail,SMS)	Means of communication	SMS or EMAIL
Service	1..1	Integer (0..20)	Service code	1, 2, 128
FreeText1	0..1	String (0..160)	Free text 1	Test 1
FreeText2	0..1	String (0..512)	Free text 2	Test 2
Language	1..1	Language	Language	DE, FR, IT or EN
Communication	1..1	Generate Communication	Content holder for communication medium	Email or Mobile
Email	0..1	String (0..160)	E-mail address	a@b.ch
Mobile	0..1	String (9..20)	Mobile number	+41791234567

5.5.2 Generate single barcodes response

You can download an XML example as well as a graphical interface description per response here:

www.swisspost.ch/post-barcode-cug

Element	Cardinality	Type	Description	Example (if appropriate)
GenerateSingleBarcodesResponse	1..1	GenerateSingleBarcodesResponse	Root element of Generate address label operation response	
Envelope	1..1	GenerateSingleBarcodesResponseEnvelope	Content holder	
BarcodeDefinition	1..1	GenerateSingleBarcodesDefinitionResponse	Content holder with address label details	
ImageFileType	1..1	String (1..5, [a-zA-Z,0-9]{1,5})	Address label file format	PDF
ImageResolution	1..1	Integer	Address label resolution in DPI (dots per inch)	300
ColorPrintRequired	1..1	Boolean	Displays whether generated address label is to be printed in colour or in black and white	
Data	1..1	GenerateSingleBarcodesResponseData	Content holder	
Provider	1..1	GenerateSingleBarcodesResponseProvider	Content holder	
Sending	1..1	GenerateSingleBarcodesResponseSending	Content holder	
Item	1..n	GenerateSingleBarcodesResponseItem	Content holder per address label	
ItemID	0..1	String (0..200)	ID assigned by customer at address label level is taken from request	
IdentCode	0..1	String (0..50)	Mailing code	9934123456 12345678
Barcodes	0..1	GenerateSingleBarcodesResponseBarcodes	Content holder for generated barcodes	
Barcode	1..n	Binary (Base64)	Generated single barcodes	
Errors	0..1	ErrorsType	Content holder for error messages	
Error	1..n	MessageType	Content holder for an error message	
Code	1..1	String (5, [W,E]{1}[0-9]{4})	Error code	E0012
Message	1..1	String (0..500)	Description of error in the language in which the operation is activated	
Warnings	0..1	WarningsType	Content holder for warnings	
Warning	1..n	MessageType	Content holder for warning	
Code	1..1	String (5, [W,E]{1}[0-9]{4})	Warning code	W0012
Message	1..1	String (0..500)	Description of warning in the language in which the operation is activated	

5.6 Read Service Groups operation

Returns all service groups.

Input	Term
ServiceGroup-ID	Service group
1	Parcel
2	Swiss-Express/Swiss-Courier
3	Solutions
4	Letters with barcode domestic
5	Letters with barcode international

5.6.1 Read Service Groups request

You can download an XML example as well as a graphical interface description per request here:

www.swisspost.ch/post-barcode-cug

Element	Cardinality	Type	Description	Example (if appropriate)
ReadServiceGroups	1..1	–	Root element of Read Service Groups operation	
Language	1..1	Enumeration (de, fr, it, en)	Language used to call the service	en

5.6.2 Read Service Groups response

You can download an XML example as well as a graphical interface description per response here:

www.swisspost.ch/post-barcode-cug

Element	Cardinality	Type	Description	Example (if appropriate)
ReadServiceGroupsResponse	1..1	–	Root element of the Read Service Groups response operation	
ServiceGroup	0..n		Container for service groups description	
ServiceGroupID	1..1	Integer	Numeric identification of service group	1
Description	1..1	String (0..255)	Description of service group	Parcel, letter
Errors	0..1	–	Container for error messages	
Error	1..n	–	Container for error message	
Code	1..1	String (5)	Error code	E0012
Message	1..1	String (0..500)	Description of the error in the language used for the call	

5.7 Read Basic Services operation

Returns all the basic services for a specified service group.

Input		Output	
ServiceGroupID	Service group	Resulting basic service	Service code
1	Parcel	PostPac Economy	ECO
1	Parcel	PostPac Priority	PRI
1	Parcel	Bulky goods Economy	SP, ECO
1	Parcel	Bulky goods Priority	SP, PRI
1	Parcel	PostPac Promo	PPR
1	Parcel	PostPac Economy GAS	GAS, ECO
1	Parcel	PostPac Priority GAS	GAS, PRI
1	Parcel	Bulky goods Economy GAS	GAS, SP, ECO
1	Parcel	Bulky good Priority GAS	GAS, SP, PRI
2	Swiss-Express/Swiss-Courier	Swiss-Express "Moon"	SEM
2	Swiss-Express/Swiss-Courier	Bulky goods "Moon"	SEM, SP
2	Swiss-Express/Swiss-Courier	Swiss-Courier "Lightning"	SKB
2	Swiss-Express/Swiss-Courier	Bulky goods "Lightning"	SKB, SP
2	Swiss-Express/Swiss-Courier	Swiss-Express "Moon" GAS	GAS, SEM
2	Swiss-Express/Swiss-Courier	Swiss-Courier "Lightning" GAS	GAS, SKB
3	Solutions	VinoLog	VL
3	Solutions	Direct	DIRECT
4	Letters with barcode domestic	Registered (R) domestic	RINL
4	Letters with barcode domestic	A Mail Plus	APLUS
4	Letters with barcode domestic	Dispomail	DISP
4	Letters with barcode domestic	Dispomail Easy	DISPE
4	Letters with barcode domestic	Court documents (GU)	GU
4	Letters with barcode domestic	Debt collection documents (BU)	BU
4	Letters with barcode domestic	A Mail	APOST
4	Letters with barcode domestic	B Mail individual items	BPOST
5	Letters with barcode international	Registered (R) international ECONOMY	RETR, ECO
5	Letters with barcode international	Registered (R) international PRIORITY	RETR, PRI

5.7.1 Read Basic Services request

You can download an XML example as well as a graphical interface description per request here:

www.swisspost.ch/post-barcode-cug

Element	Cardinality	Type	Description	Example (if appropriate)
ReadBasicServices	1..1	–	Root element of Read Basic Services operation	
Language	1..1	Enumeration (de, fr, it, en)	Language used to call the service	en
ServiceGroupID	1..1	Integer	Numeric identifier for service group	1

5.7.2 Read Basic Services response

You can download an XML example as well as a graphical interface description per response here:

www.swisspost.ch/post-barcode-cug

Element	Cardinality	Type	Description	Example (if appropriate)
ReadBasicServicesResponse	1..1	–	Root element of the Read Basic Services response operation	
BasicService	0..n	–	Container for description of basic service	
PRZL	1..n	String (0..5)	Short designation for a service code. Only one service code is output per PRZL element. Basic services comprising multiple service codes are split into several PRZL elements.	PRI
Description	1..1	String (0..255)	Description of basic service	ECO, RINL
Errors	0..1	–	Container for error messages	
Error	1..n	–	Container for error message	
Code	1..1	String (5)	Error code	E0012
Message	1..1	String (0..500)	Description of the error in the language used for the call	

5.8 Read Additional Services operation

Returns all the additional services for a specified basic service.

For Domestic Parcels, Swiss-Express/Swiss-Courier, VinoLog and Direct

Input	Term	Output										
DLC short designation	Basic service	BLN	COLD	RMP	N	MAN	FRA	AS	SI	LQ	SA	AZS
ECO	PostPac Economy	✓	X	✓	✓	✓	✓	✓	✓	✓	X	✓
PRI	PostPac Priority	✓	✓	✓	✓	✓	✓	✓	✓	✓	✓	✓
SP, ECO	Bulky goods Economy	✓	X	✓	✓	X	✓	✓	✓	✓	X	✓
SP, PRI	Bulky goods Priority	(Bulky goods Economy) AND (PostPac Priority)										✓
PPR	PostPac Promo	X	X	X	X	X	X	X	X	X	X	X
GAS, ECO	PostPac Economy GAS	X	X	✓	✓	✓	✓	✓	✓	✓	X	X
GAS, PRI	PostPac Priority GAS	X	X	✓	✓	✓	✓	✓	✓	✓	X	X
GAS, SP, ECO	Bulky goods Economy GAS	X	X	✓	✓	X	✓	✓	✓	✓	X	X
GAS, SP, PRI	Bulky goods Priority GAS	X	X	✓	✓	X	✓	✓	✓	✓	X	X
SEM	Swiss-Express "Moon"	✓	✓	✓	✓	✓	✓	✓	✓	✓	X	X
SEM, SP	Bulky goods "Moon"	(Swiss-Express "Moon") AND (bulky goods Economy)										X
SKB	Swiss-Courier "Lightning"	X	✓	✓	✓	X	✓	✓	✓	✓	X	✓
SKB, SP	Bulky goods "Lightning"	(Swiss-Courier "Lightning") AND (Bulky goods Economy)										X
GAS, SEM	Swiss-Express "Moon GAS"	X	X	✓	✓	✓	✓	✓	✓	✓	X	X
GAS, SKB	Swiss-Courier "Lightning" GAS	X	X	✓	✓	X	✓	✓	✓	✓	X	X
VL	VinoLog	✓	X	X	✓	X	X	✓	✓	X	X	✓
DIRECT	Direct ¹⁾	X	✓	✓	X	X	✓	✓	✓	✓	X	✓

¹⁾ Direct can only be used in conjunction with "AZS".

For Letters with barcode (BMB) domestic

Input	Term	Output					
DLC short designation	Basic service	AR	BLN	CEC	N	RMP	With-out
RINL	Registered (R) domestic	✓	✓	✓	✓	✓	✓
APLUS	A Mail Plus	X	X	✓	X	X	✓
DISP	Dispomail	X	X	✓	X	X	✓
DISPE	Dispomail Easy	X	X	✓	X	X	✓
GU	Court documents (GU)	X	X	X	X	✓	✓
BU	Debt collection documents (BU)	X	X	X	X	✓	✓
APOST	A Mail	X	✓	X	✓	X	X
BPOST	B Mail individual items	X	✓	X	✓	X	X

✓ = permitted, X = not permitted

For Letters with barcode (BMB) international

Input	Term	Output				
DLC short designation	Basic service	AR	CEC	N	RMP	With-out
RETR, PRI	Registered international PRIORITY	✓	✓	Depends on country	Depends on country and AR	✓
RETR, ECO	Registered international ECONOMY	✓	X	Depends on country	Depends on country and AR	✓

✓ = permitted, X = not permitted

5.8.1 Read Additional Services request

You can download an XML example as well as a graphical interface description per request here:

www.swisspost.ch/post-barcode-cug

Element	Cardinality	Type	Description	Example (if appropriate)
ReadAdditionalServices	1..1	–	Root element of Read Additional Services operation	
Language	1..1	Enumeration (de, fr, it, en)	Language used to call the service	en
PRZL	1..n	String (0..5)	Short designation for a service code. Only one service code is output per PRZL. Basic services comprising multiple service codes are split between several PRZL elements.	ECO

5.8.2 Read Additional Services response

You can download an XML example as well as a graphical interface description per response here:

www.swisspost.ch/post-barcode-cug

Element	Cardinality	Type	Description	Example (if appropriate)
ReadAdditionalServicesResponse	1..1	–	Root element of the Read Additional Services response operation	
AdditionalService	0..n	–	Container for additional service	
PRZL	1..1	String (0..5)	Short designation of a service code (special additional service)	N
Description	1..1	String (0..255)	Description of the additional service	
Errors	0..1	–	Container for error messages	
Error	1..n	–	Container for error message	
Code	1..1	String (5)	Error code	E0012
Message	1..1	String (0..500)	Description of the error in the language used for the call	

5.9 Read Delivery Instructions operation for Domestic Parcels, Swiss-Express/Swis Courier and Solutions

Returns all the delivery instructions for a specified basic service.

Input	Term	Output												
DLC short designation	Basic service	ZAW 3234	ZAW 3233	ZAW 3222	ZAW 3220	ZAW 3219	ZAW 3218	ZAW 3217	ZAW 3216	ZAW 3215	ZAW 3214	ZAW 3213	ZAW 3212	ZAW 3211
ECO	PostPac Economy	✓	X	X	✓	✓	✓	✓	✓	✓	✓	✓	✓	✓
PRI	PostPac Priority	✓	✓	X	✓	✓	✓	✓	✓	✓	✓	✓	✓	✓
SP, ECO	Bulky goods Economy	✓	X	X	✓	✓	✓	✓	✓	✓	✓	✓	X	✓
SP, PRI	Bulky goods Priority	✓	X	X	✓	✓	✓	✓	✓	✓	✓	✓	X	✓
PPR	PostPac Promo	X	X	X	X	X	X	X	X	X	X	X	X	X
GAS, ECO	PostPac Economy GAS	X	X	X	✓	✓	✓	✓	✓	✓	✓	✓	✓	✓
GAS, PRI	PostPac Priority GAS	X	X	X	✓	✓	✓	✓	✓	✓	✓	✓	✓	✓
GAS, SP, ECO	Bulky goods Economy GAS	X	X	X	✓	✓	✓	✓	✓	X	✓	✓	X	✓
GAS, SP, PRI	Bulky goods Priority GAS	X	X	X	✓	✓	✓	✓	✓	X	✓	✓	X	✓
SEM	Swiss-Express "Moon"	✓	✓	X	✓	✓	X	X	✓	✓	✓	✓	✓	✓
SEM, SP	Bulky goods "Moon"	✓	✓	X	✓	✓	X	X	✓	✓	✓	✓	X	✓
SKB	Swiss-Courier "Lightning"	✓	✓	X	✓	✓	X	X	✓	✓	✓	✓	✓	✓
SKB, SP	Bulky goods "Lightning"	✓	✓	X	✓	✓	X	X	✓	✓	✓	✓	X	✓
GAS, SEM	Swiss-Express "Moon" GAS	X	X	X	✓	✓	X	X	✓	✓	✓	✓	✓	✓
GAS, SKB	Swiss-Courier "Lightning" GAS	X	X	X	✓	✓	X	X	✓	✓	✓	✓	✓	✓
VL	VinoLog	✓	X	✓	X	X	✓	✓	✓	X	X	✓	✓	✓
DIRECT	Direct	✓	✓	✓	✓	✓	✓	X	✓	✓	✓	✓	X	X

✓ = permitted, X = not permitted

5.9.1 Read Delivery Instructions request

You can download an XML example as well as a graphical interface description per request here:

www.swisspost.ch/post-barcode-cug

Element	Cardinality	Type	Description	Example (if appropriate)
ReadDeliveryInstructions	1..1	–	Root element of Read Delivery Instructions operation	
Language	1..1	Enumeration (de, fr, it, en)	Language used to call the service	en
PRZL	1..n	String (0..5)	Short designation for a service code. Only one service code is output per PRZL. Basic services comprising multiple service codes are split between several PRZL-elements.	ECO

5.9.2 Read Delivery Instructions response

You can download an XML example as well as a graphical interface description per response here:

www.swisspost.ch/post-barcode-cug

Element	Cardinality	Type	Description	Example (if appropriate)
ReadDeliveryInstructionsResponse	1..1	–	Root element of the Read Delivery Instructions response operation	
DeliveryInstructions	0..n	–	Container for additional service	
PRZL	1..1	String (0..5)	Short designation of a service code (special delivery instruction)	ZAW3213
Description	1..1	String (0..255)	Description of the delivery instruction	
Errors	0..1	–	Container for error messages	
Error	1..n	–	Container for error message	
Code	1..1	String (5)	Error code	E0012
Message	1..1	String (0..500)	Description of the error in the language used for the call	

5.10 Read Label Layouts operation

Returns all the label layouts for a specified service group.

5.10.1 Read Label Layouts request

You can download an XML example as well as a graphical interface description per request here:

www.swisspost.ch/post-barcode-cug

Element	Cardinality	Type	Description	Example (if appropriate)
ReadLabelLayouts	1..1	–	Root element of Read Label Layouts operation	
Language	1..1	Enumeration (de, fr, it, en)	Language used to call the service	de
PR LZ	1..n	String (1..7)	Short description of a service code (DLC). Only one service code (DLC) will be returned per product label (PR LZ) element Basic services comprising several service codes (DLC) will be allocated to several product label (PR LZ) elements.	ECO

5.10.2 Read Label Layouts response

You can download an XML example as well as a graphical interface description per response here:

www.swisspost.ch/post-barcode-cug

Element	Cardinality	Type	Description	Example (if appropriate)
ReadLabelLayoutsResponse	1..1	–	Root element of Read Label Layouts Response operation	
LabelLayout	0..n	–	Container for label layout	
LabelLayout	1..1	String (2)	Layout ID	A5
MaxServices	1..1	Integer	Maximum number of permitted basic services and additional services per label	3
MaxDeliveryInstructions	1..1	Integer	Maximum number of delivery instructions permitted per label	2
FreeTextAllowed	1..1	Boolean	Indicates whether free text is permitted on label	
Errors	0..1	–	Container for error messages	
Error	1..n	–	Container for error message	
Code	1..1	String (5)	Error code	E0012
Message	1..1	String (0..500)	Description of the error in the language used for the call	

5.11 Read basic services of a franking licence operation

Returns all for a franking licence applicable to group services with description, PostId, and available basic services.

5.11.1 Read basic services of a franking licence request

You can download an XML example as well as a graphical interface description per request here:
www.swisspost.ch/post-barcode-cug

Element	Cardinality	Type	Description	Example (if appropriate)
ReadAllowedServicesByFrankingLicense	1..1	ReadAllowedServicesByFrankingLicense	Root element for the “Read basic services of a franking licence” operation	
FrankingLicense	1..1	String(4..8, [a-zA-Z,0-9]{4} or [0-9]{6} or [0-9]{8})	Customer franking licence	32100196
Language	1..1	Enumeration (de, fr, it, en)	Language in which the service is activated.	de

5.11.2 Read basic services of a franking licence response

You can download an XML example as well as a graphical interface description per response here:
www.swisspost.ch/post-barcode-cug

Element	Cardinality	Type	Description	Example (if appropriate)
ReadAllowedServicesByFrankingLicenseResponse	1..1	ReadAllowedServicesByFrankingLicenseResponse	Root element for the “Read basic services of a franking licence” operation	
ServiceGroups	0..n	ReadAllowedServicesServiceGroups	Content holder for services (service groups)	
ServiceGroup	1..1	ServiceGroup	Complex type of a service	1
ServiceGroupID	1..1	Integer	Service PostId	3
Description	1..1	String(0..255)	Description of the service (in the set language)	
BasicService	0..n	BasicService	Complex type of a basic service	
PRZL	0..n	String(1..7, [a-zA-Z,0-9]{1,7})	Short description of a service code (DLC)	PRI
Description	1..1	String(0..255)	Description of the basic service (in the set language)	

5.12 Error messages

Every error message consists of a four-digit error code prefixed by "E" (E1234), beginning at E1000, plus an associated error text. The web service returns the error texts in the specified language (German, French, Italian or English).

If an error message is returned, the requested service is not executed and is rejected. The error must be corrected and the call repeated.

The curly brackets are placeholders and are replaced by the relevant values in the actual error message.

Error code	Error message (English)
E1000	The desired combination of the basic service codes ({0}) is invalid.
E1001	The desired additional services ({0}) cannot be combined with the requested basic service ({1}).
E1002	The requested additional services ({0}) cannot be combined with each other.
E1003	The desired delivery instructions ({0}) cannot be combined with the requested basic service ({1}).
E1004	The desired delivery instructions ({0}) cannot be combined with the requested additional services ({1}).
E1005	The requested delivery instructions ({0}) cannot be combined with each other.
E1006	The stated number of basic and additional service codes ({0}) exceeds the maximum number of presentable service codes for the desired presentation type. Please reduce the number of service codes or choose a larger presentation format.
E1007	The stated number of delivery instructions ({0}) exceeds the maximum number of presentable delivery instructions for the desired presentation type. Please reduce the number of delivery instructions or choose a larger presentation format.
E1008	The desired service group is invalid.
E1009	The desired basic service is invalid.
E1011	The stated presentation type ({0}) is invalid.
E1012	The stated service code ({0}) is invalid for the desired service group ({1}).
E1013	The stated presentation type ({0}) is invalid for the desired service group ({1}).
E1014	An additional service with COD amount must be selected (N, BLN).
E1015	No valid basic service codes could be found in the list of service codes ({0}).
E1016	The presentation time ({0}) is invalid for the basic service selected ({1}).
E2001	A valid recipient address must be stated.
E2002	A domicile post office must be provided.
E2003	The COD amount must be provided for COD items (N, BLN).
E2004	The ISR reference number for the electronic COD (BLN) is invalid. Please check the format and check digit.
E2005	A telephone number must be provided for the delivery instruction, "Notify delivery by telephone" (ZAW3213).
E2006	A valid delivery date must be stated for the delivery instruction, "Specific delivery date: deliver on ..." (ZAW3217).
E2007	A "parcel number" and a "parcel total" must be provided for the delivery instruction "Deliver when all items have arrived" (ZAW3218).
E2008	A "deposit point" must be provided for the delivery instruction "Deposit consignments" (ZAW3219).
E2009	No franking licence was indicated.
E2010	This account is not authorized to purchase addresses for the franking licence ({0}).
E2011	The consignment number provided is outside the area of validity (1–{0}).
E2012	The desired picture format ({1}) is not offered. Please select a valid picture format ({1}).

Error code	Error message (English)
E2013	The desired resolution ({0} dpi) is not offered. Please select a valid picture format ({1}).
E2014	VinoLog deliveries are not possible for the desired recipient postcode ({0}).
E2015	VinoLog deliveries in combination with evening delivery (ZAW3229) are not possible for the desired recipient postcode ({0}).
E2016	The consignment number provided is not unique.
E2017	A valid sender address must be stated.
E2018	The indicated sender logo format ({0}) is not permitted.
E2019	The sender logo exceeds the maximum size of {0} KB.
E2020	The COD amount is outside the valid range.
E2021	Two COD amounts were indicated. Please indicate the amount for COD items (N) in the, "ATT_Amount" field and in the, "REC_DATA" field for electronic COD items (BLN).
E2022	The sender logo does not have an indexed colour palette.
E2023	The sender logo's indexed colour palette contains {0} colours. However, a maximum of {1} colours are permitted.
E2024	The sender logo could not be scanned. Please check that it conforms to a valid picture format ({0}).
E2025	A P.O. box address must be specified.
E2026	The franking licence used ({0}) is not authorized for the basic service ({1}) of the service group ({2}).
E2027	The franking licence used ({0}) is not the correct length.
E2028	{0} is not a valid ISO country code.
E2029	Additional service {0} is not permitted for mailings to {1} or only in combination with another additional service.
E2030	Basic service {0} does not belong to an international service group.
E2031	Basic service {0} does not belong to a domestic service group.
E2032	For domestic mailings the addressee's postcode must be specified.
E2033	For domestic mailings the addressee's postcode must consist of digits only.
E2034	For domestic mailings the addressee's postcode must not exceed the maximum length of {0} characters.
E2035	This franking licence ({0}) is not a customer franking licence and a valid consignment barcode must therefore be specified.
E2036	The weight should be expressed as a maximum of 5 digits and should not amount to more than {0} grams (e.g. 29500).
E2037	The weight must be a value greater than 0.
E2038	The UN number must be exactly 4 digits (e.g. 1234).
E2039	The LQ additional service is only available from Version 2.1 onwards.
E2040	The notification service {0} cannot be combined with the basic service {1}.
E2041	The e-mail address ({0}) must correspond to the following pattern {1}.
E2042	The telephone number ({0}) must be between 9 and 20 digits long and must begin with {1}, {2} or {3}. Numbers and spaces are permitted; hyphens (-) or forward slashes (/) or other special characters (, \, ^, etc.) are not permitted.
E2043	For the {0} notification the delivery instruction {1} is required.
E2044	For the {0} delivery instruction the notification {1} is required.
E2045	The following characters only are permitted in the Item ID: A to Z (and a to z), numbers 0 to 9, underscore "_", hyphen "-", plus sign "+".
E2047	The communication type (e-mail or SMS) does not match the telephone number or e-mail address given.
E2049	For COD items (BLN), a valid ISR customer number (NN_ESR_KNDNR) must be set.
E2050	For COD items (BLN), a valid IBAN number (NN_IBAN) must be set.
E2051	For COD items (BLN) with IBAN, a valid name for the end beneficiary (NN_END_NAME_VORNAME) must be set.
E2052	For COD items (BLN) with IBAN, a valid additional description for the end beneficiary (NN_END_ZUSATZ_NAME) must be set.
E2053	For COD items (BLN) with IBAN, a valid street (NN_END_STRASSE) must be set.
E2054	For COD items (BLN) with IBAN, a valid postcode (NN_END_PLZ) must be set.

Error code	Error message (English)
E2055	For COD items (BLN) with IBAN, a valid city (NN_END_OR_T) must be set.
E2056	For COD items (BLN) with IBAN or ISR account number (NN_ESR_KNDNR), a valid sender contact e-mail address (NN_CUS_EMAIL) must be specified.
E2057	For COD items (BLN) with IBAN or ISR account number (NN_ESR_KNDNR), a valid sender contact phone number (NN_CUS_PHONE or NN_CUS_MOBILE) must be specified.
E2058	For COD items (BLN), a combination of ISR and IBAN fields is not permitted.
E2059	The basic service {0} can only be used in conjunction with the value-added service {1}.
E2060	The notification service {0} can only be used together with the value-added service {1}.
E2061	The recipient address could not be determined – check for evening delivery not possible.
E2062	Evening delivery for this address not part of the offer.
E2063	The checking of the evening delivery can not be carried out at the moment. Please contact the support service.
E9991	The output format for single barcodes is currently not supported.
E9992	No valid web service call!
E9993	The Zubofi system is currently not available. Please try again later.
E9994	The Kurepo system is currently not available. Please try again later.
E9995	The output format ({1}) is currently not supported in resolution ({0} dpi).
E9996	Too many addressees were requested. A maximum of {3} addressees per request can be generated with the resolution ({0} dpi), output format ({1}) and addressee format ({2}).
E9997	The web service barcode was unable to generate a unique consignment number. If the problem reoccurs, please contact the Support team.
E9998	User {0} is not authorized for this service.
E9999	The service is not available at the moment.

5.13 Warnings

Every warning consists of a four-digit warning code prefixed by "W" (W1234), beginning at W1000, plus an associated warning text. The web service returns the warning texts in the specified language (German, French, Italian or English). An operation may return more than one warning at a time.

If a warning is returned, the requested service is executed, taking the warning into account. Warnings help to optimize your use of the "Barcode" web service.

The curly brackets are placeholders and are replaced by the relevant values in the actual warning.

Warning code	Warning (English)
W2003	You have indicated a COD amount without requesting the additional service, "COD" (N, BLN).
W2004	You have indicated an ISR reference number without requesting the additional service, "Electronic COD" (BLN).
W2005	You have indicated a telephone number without requesting the delivery instruction, "Notify delivery by telephone" (ZAW3213).
W2006	You have indicated a delivery date without requesting the delivery instruction, "Specific delivery date: delivery on ..." (ZAW3217).
W2007	You have indicated a parcel number and/or a parcel total without requesting the delivery instruction, "Deliver when all consignments have arrived" (ZAW3218).
W2008	You have indicated a deposit point without requesting the delivery instruction, "Deposit consignments" (ZAW3219).
W2009	A text cannot be generated with the requested presentation type {{0}}; the display will be suppressed. To display a text, please select a larger presentation type.
W2010	Generation of the addressee will require too much time with the requested presentation type {{0}} and resolution {{1}}.
W2011	PP franking is ignored for the basic service {0}.
W2012	For in-house Swiss Post applications the weight field is optional. The weight field has not been filled in correctly (max. {0} grams, greater than or the same as 0) and has therefore not been returned.
W2013	Free text 2 cannot be used with SMS notifications. Free text 2 has been ignored.
W2014	Free text is not required in the notification {0}. Free text 1 and 2 have been ignored.
W2015	No delivery information can be found for these address details. Please ensure that your address details are correct and complete.
W2016	For the chosen presentation type the recipient is restricted to {0} lines. The title will be ignored. To display the title, please select a larger presentation type.
W2017	For the chosen presentation type the recipient is restricted to {0} lines. The AddressSuffix will be ignored. To display the AddressSuffix, please select a larger presentation type.
W2018	For an A6 label with 2 ZAWs, the sender's address is truncated to 20 characters per line in ZPL2 format.
W2019	For the chosen presentation type the recipient is restricted to {0} lines. Name3 will be ignored. To display Name3, please select a larger presentation type.
W2020	For the chosen presentation type the recipient is restricted to {0} lines. Free text will be ignored. To display the free text please select a larger presentation type.
W2021	For the chosen presentation type, the recipient is restricted to {0} lines. Excessive LabelLines will be ignored. To display all LabelLines, please select a larger presentation type.
W9997	The Consignment code field may be filled in using Swiss Post applications only.

6 Further publications and useful links

6.1 Publications on the “Barcode” web service

- “Barcode” web service website
www.swisspost.ch/post-webservice-barcode
- User manual Client API, Library for Java and C#/.Net and instructions for PHP: www.swisspost.ch/post-barcode-cug
- Manual, WSDL, XSD and examples for downloading:
www.swisspost.ch/post-barcode-cug.htm
- “Barcode” web service subscriber conditions (integrated in subscriber conditions for My Post Business):
www.swisspost.ch/mypostbusiness

6.2 Publications on the “Track & Trace” web service

- “Track & Trace” web service website
www.swisspost.ch/post-e-log-webservice-sendung-verfolgen
- Manual, WSDL and examples for the “Track consignment” web service www.swisspost.ch/post-sendungenverfolgen-cug

6.3 Publications on My Post Business

- My Post Business: www.swisspost.ch/mypostbusiness

6.4 Publications on DataTransfer for Letters with barcode BMB

- www.swisspost.ch/post-datatransfer-cug-briefe.htm

7 Appendix 1: Customer sheet on homologation of Parcel, Express and Courier, VinoLog and Direct consignments

Barcode web service (WSBC) customer sheet Homologation of address labels for Parcels, Express/Courier and Solutions

Company details			
Name of company		Contact person	
Street		Telephone	
Postcode, Place		E-mail	
Franking licence (8-digit)		Description customer/ERP system	

Address label (barcode, address, paper quality of label, dispatch pouch)	
<div> Printer and print method used </div> <div> Type <div> <input type="checkbox"/> Thermo/Thermotransfer <input type="checkbox"/> Inkjet <input type="checkbox"/> Laser <input type="checkbox"/> other _____ </div> </div> <div> Dot matrix printers are not suitable! <input type="checkbox"/> Resolution _____ dpi </div>	<div> Printer make/Printer model </div> <div> </div> <div> </div> <div> </div>

Please send together with customer sheet
 – 5 samples of address label

Send to
 Post CH Ltd
 PostLogistics
 Packaging and Address Quality Centre of Excellence
 Altgraben 5
 P.O. Box
 4620 Härkingen

Post CH Ltd
Support Webservices
Viktoriastrasse 21
P.O. Box
3030 Berne, Switzerland

webservice@swisspost.ch
www.swisspost.ch

